ASSEMBLY INSTRUCTIONS / KURULUM ŞEMASI

bimossa	NERA KAHVE KÖŞESİ 90CM NERA COFFEE CORNER 90CM	Y3810

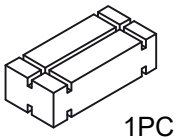

1PC / 2CTNS

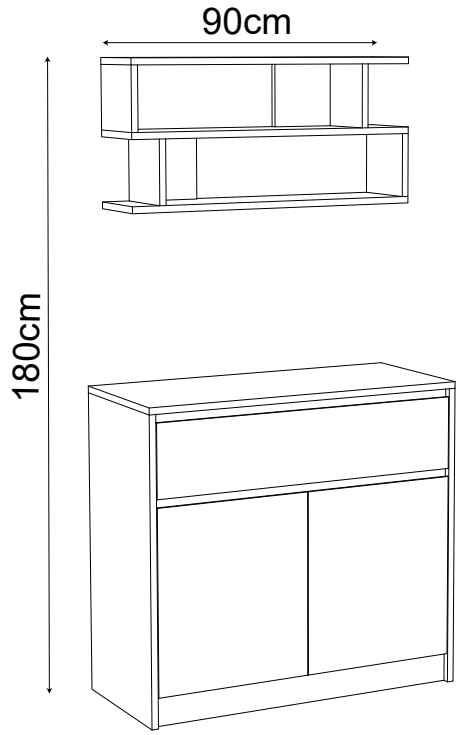

"KEEP FOR FUTURE REFERENCE - READ CAREFULLY"

AVANT DE COMMENCER,SE REPORTER AUX CONSEILS DE MONTAGE EN ANNEXE

BEFORE STARTING,REFER TO THE ASSEMBLING ADVICE IN ANNEX

VOR DER MONTAGE, BEILIGE ANWEISUNGEN BEFOLGEN.

PRIMA DI COMINCIARE LEGGETE LE ISTRUZIONI DI MONTAGGIO

ANTES DE COMEÇAR,DAR SE AOS CONSELHOS DE MONTAGEM EM ANEXO

ANTES DE EMPEZAR CONSULTE LOS CONSEJOS PARA EL MONTAJE

PRIJE POČETKA POGLEDAJTE ZA SAVJET ZA MONTAŽU U ANEKSU

BAŞLAMADAN ÖNCE, EKTEKİ MONTAJ TALİMATLARINI İNCELEYİNİZ

Carton dimensions Karton ölçüleri	Gross weight Brüt ağırlık	Net weight Net ağırlık
970 x 495 x 105 mm	25.00 kg	23.56 kg
940 x 475 x 100 mm	19.40 kg	18.05 kg

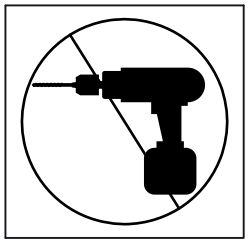

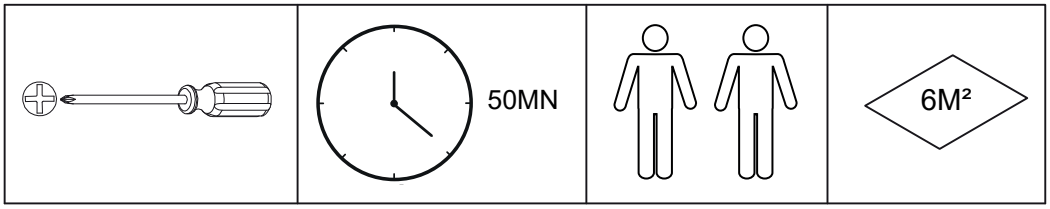

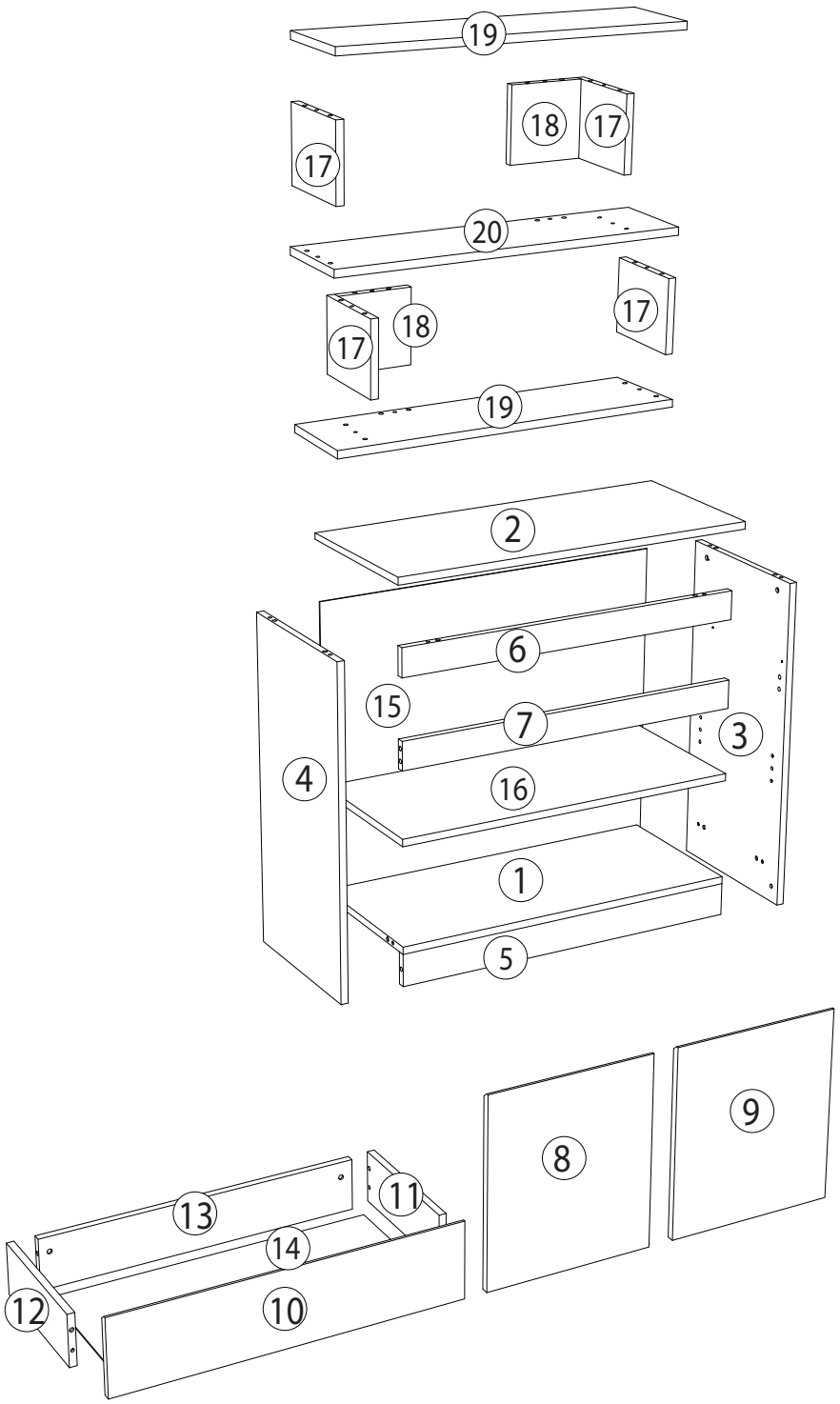

PACKAGE/PAKET 1/2		PACKAGE/PAKET 2/2
1 x PIECE 02	1 x PIECE 20	1 x PIECE 01
1 x PIECE 03	2 x PIECES 19	1 x PIECE 08
1 x PIECE 04		1 x PIECE 09
1 x PIECE 05		1 x PIECE 10
1 x PIECE 06		1 x PIECE 11
1 x PIECE 07		1 x PIECE 12
1 x PIECE 13		1 x PIECE 16
1 x PIECE 14		4 x PIECES 17
1 x PIECE 15		2 x PIECES 18
Assembly Instruction/Kurulum Şeması		Hardware/Aksesuar

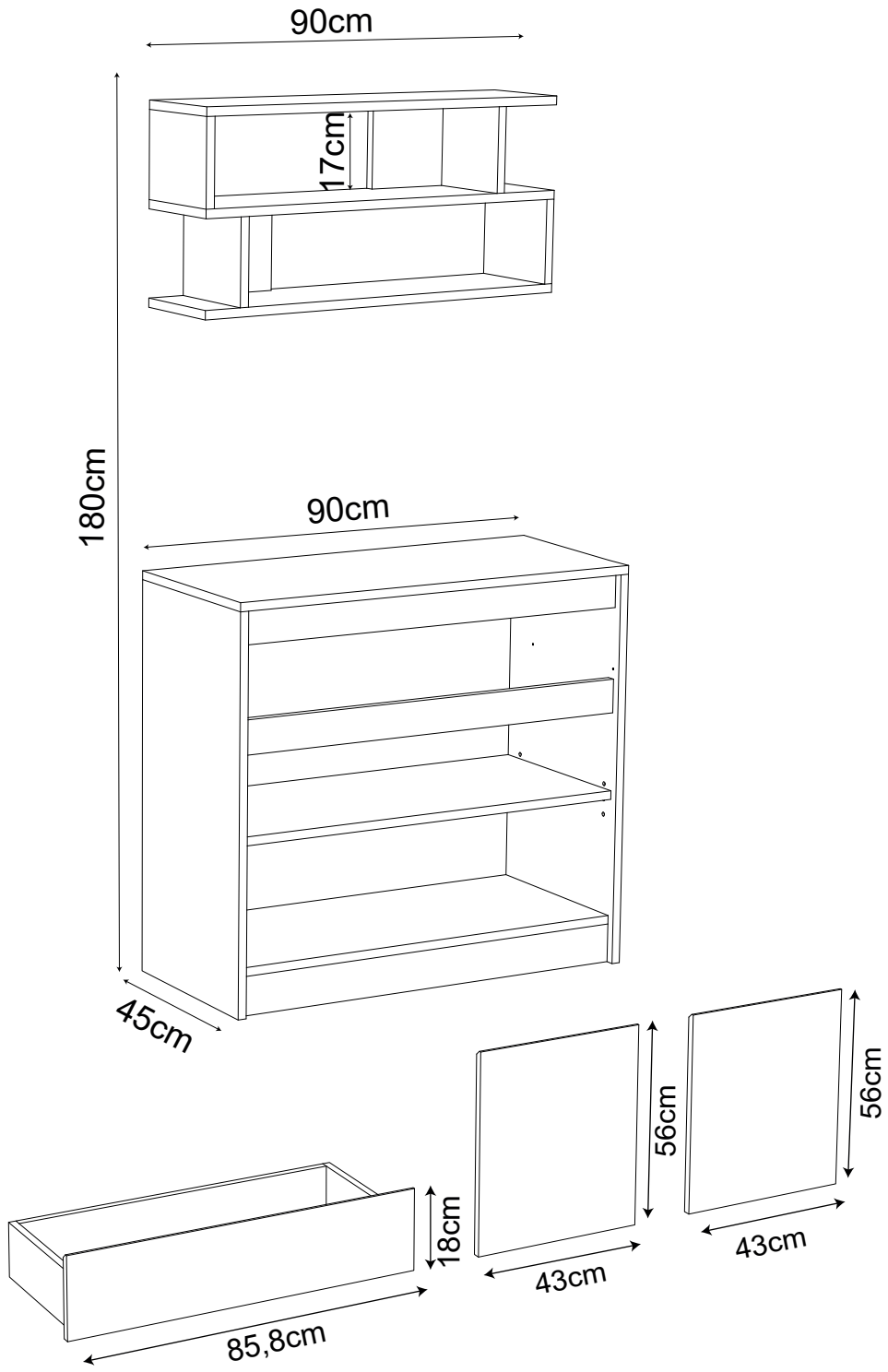
90cm
17cm
180cm
90cm
45cm
56cm
56cm
18cm
43cm
43cm
85,8cm

PART LIST
PARÇA LİSTESİ

1	2	3	4	5	6
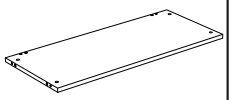 1PC	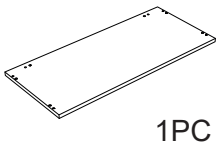 1PC	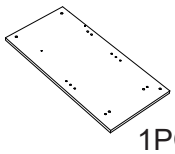 1PC	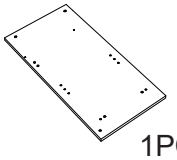 1PC	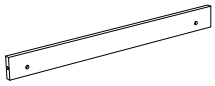 1PC	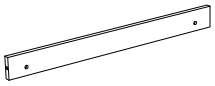 1PC
864x430x18mm	900x450x18mm	882x450x18mm	882x450x18mm	864x80x18mm	863x50x18mm
7	8	9	10	11	12
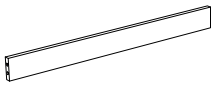 1PC	 1PC	 1PC	 1PC	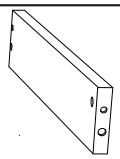 1PC	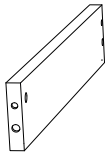 1PC
863x70x18mm	560x429x18mm	560x429x18mm	858x180x18mm	400x130x18mm	400x130x18mm
13	14	15	16	17	18
 1PC	 1PC	 1PC	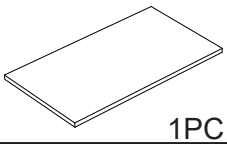 1PC	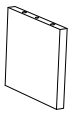 4PCS	 2PCS
800x130x18mm	834x405x03mm	898x816x03mm	860x420x18mm	170x170x18mm	170x170x18mm
19	20				
 2PCS	 1PC				
820x170x18mm	820x170x18mm				

HARDWARE / AKSESUAR

A	B	C	D	G	H
 28PCS	 28PCS	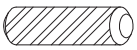 46PCS	 8PCS	 2PCS	 2PCS
Q	**H3**		**N**	**R**	**P**
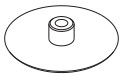 28PCS	H3-A 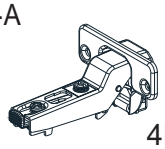 H3-B 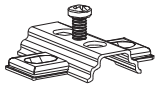 4PCS		 20PCS	 16PCS	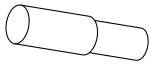 4PCS
T	**U**	**Z**	**V**	**Y**	
 4PCS	 6PCS	 2PCS	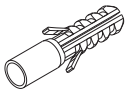 2PCS	 2PCS	

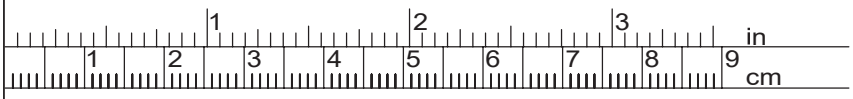

A x 28	6 x 45
C x 46	8 x 30
D x 8	3 x 16
R x 16	4 x 20
Z x 2	5 x 70

Step 1 / Aşama 1

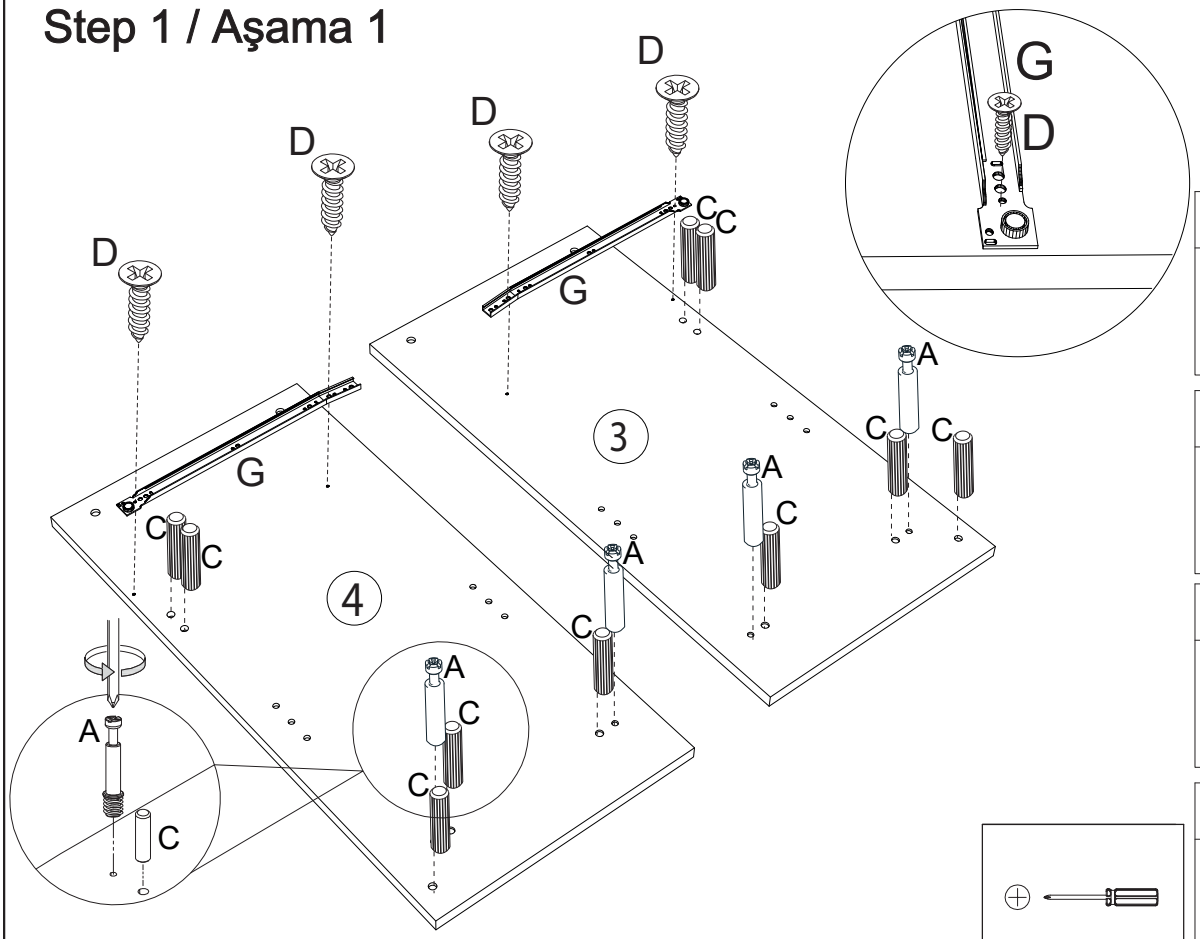

A	
	4PCS

C	
	10PCS

G	
	2PCS

D	
	4PCS

Step 2 / Aşama 2

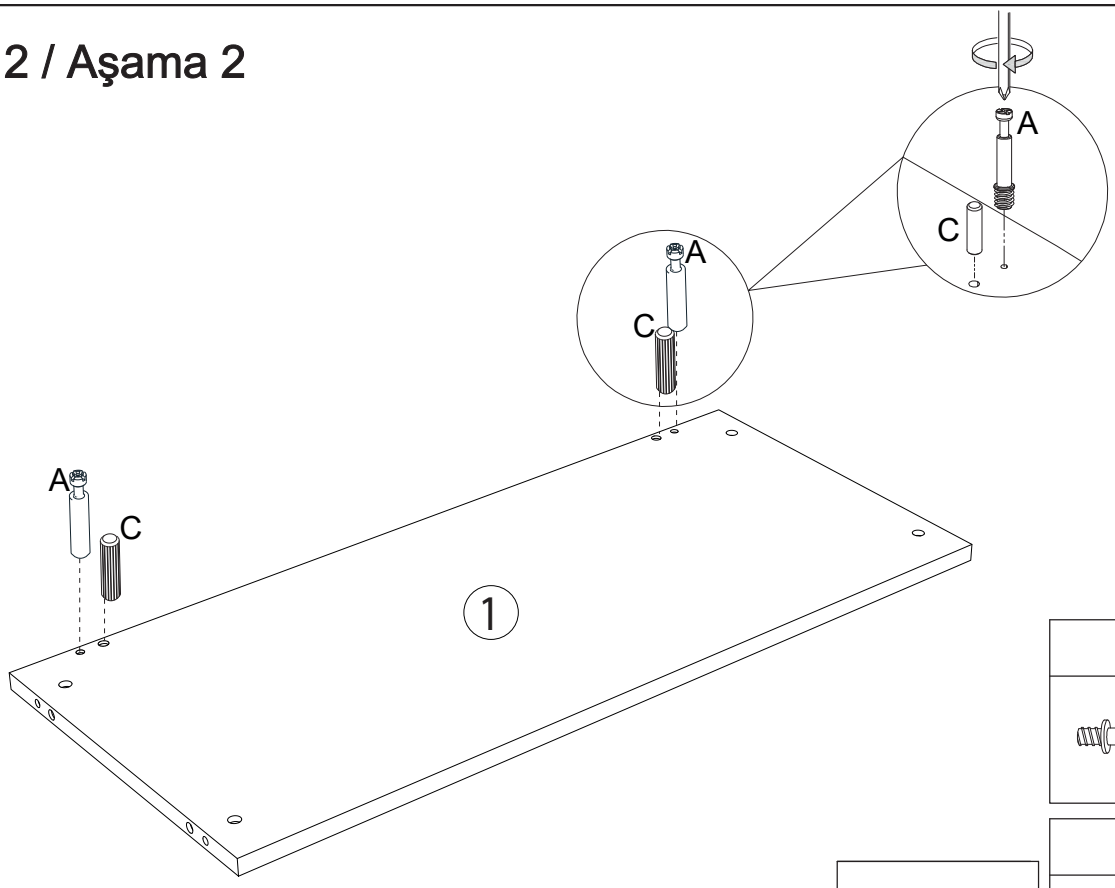

A	
	2PCS

C	
	2PCS

Step 3 / Aşama 3

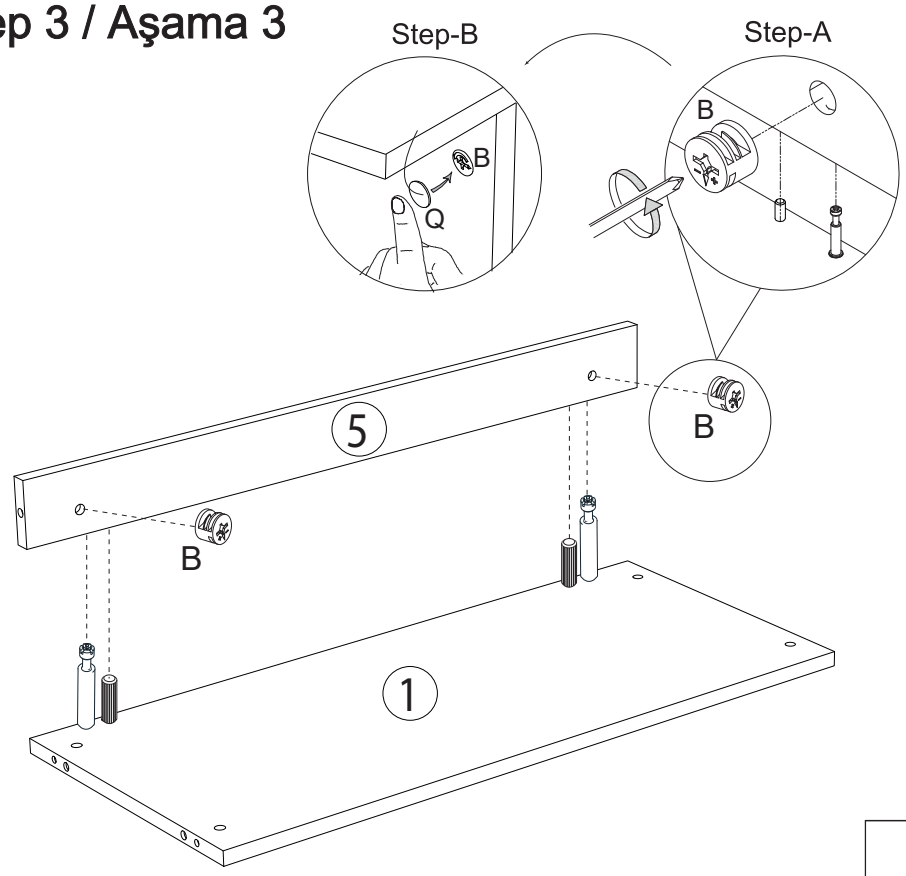

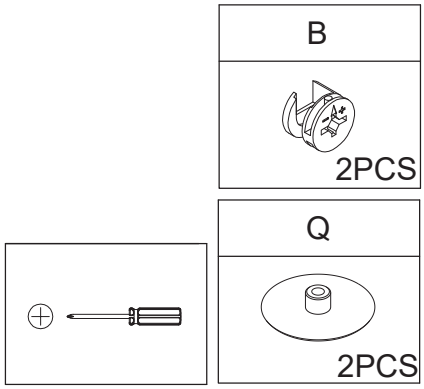

Step 4 / Aşama 4

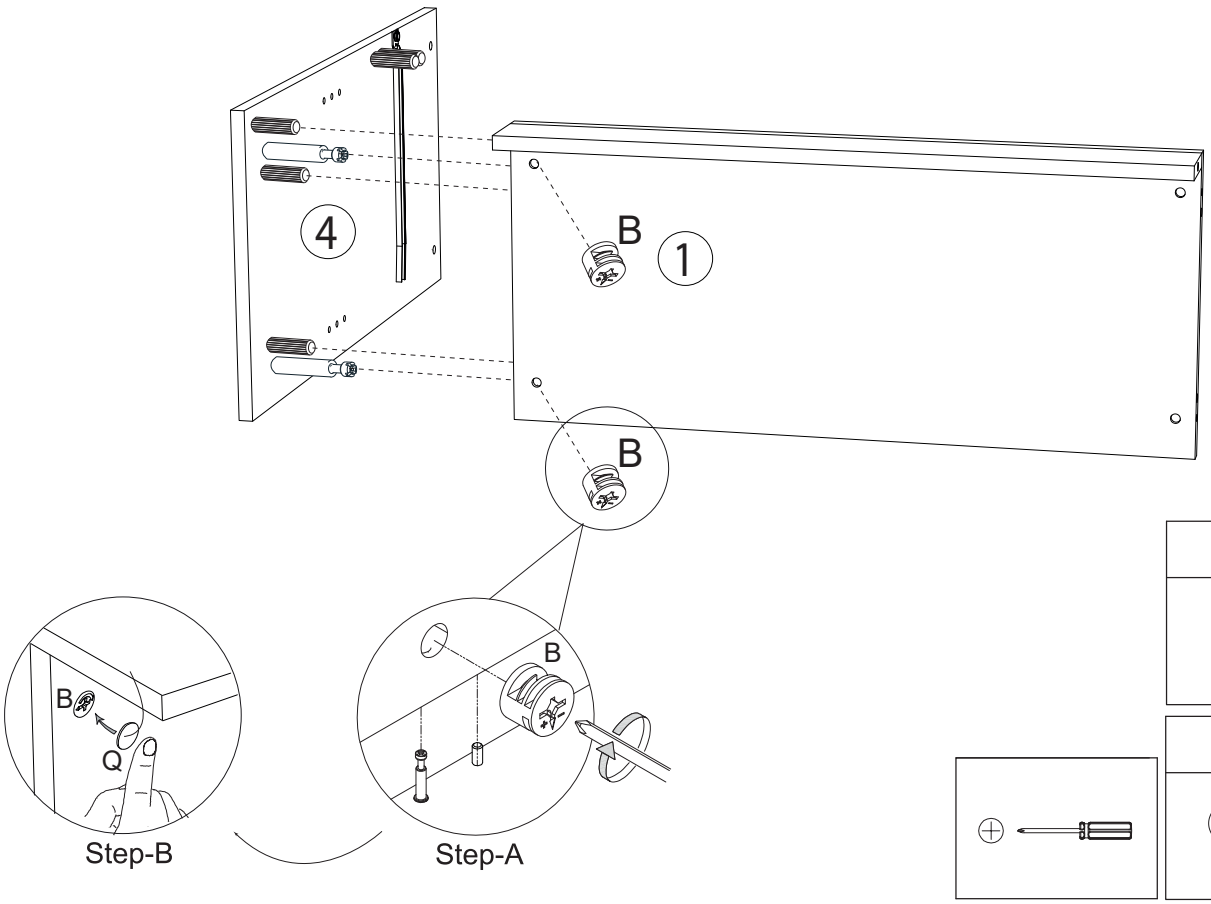

Step 5 / Aşama 5

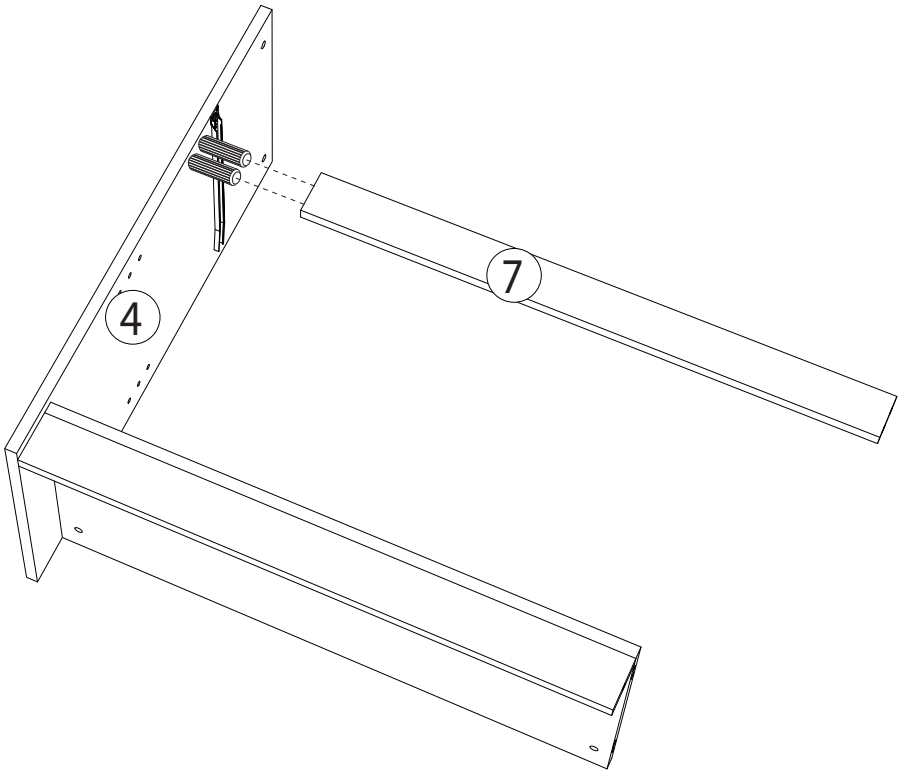

Step 6 / Aşama 6

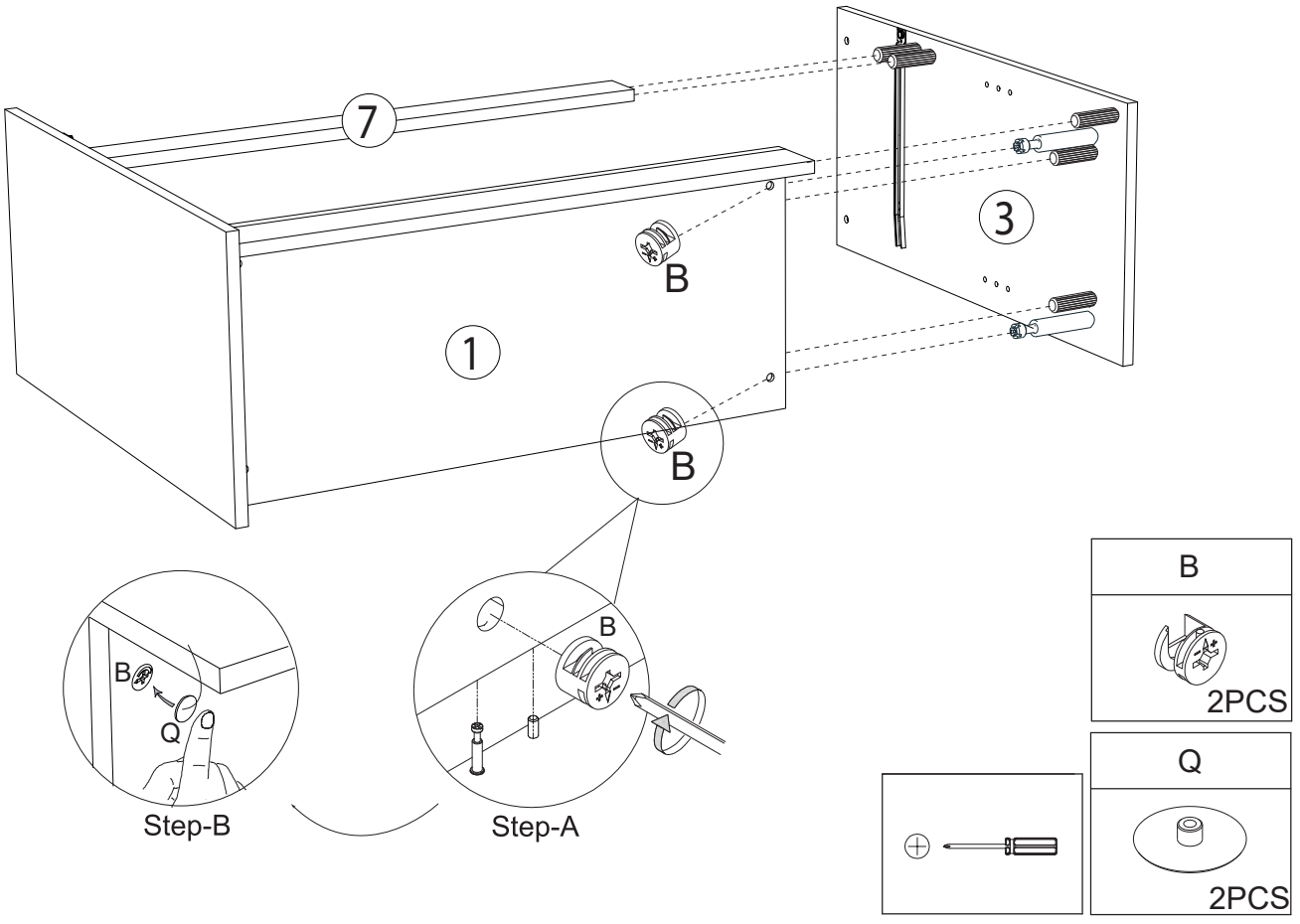

Step 7 / Aşama 7

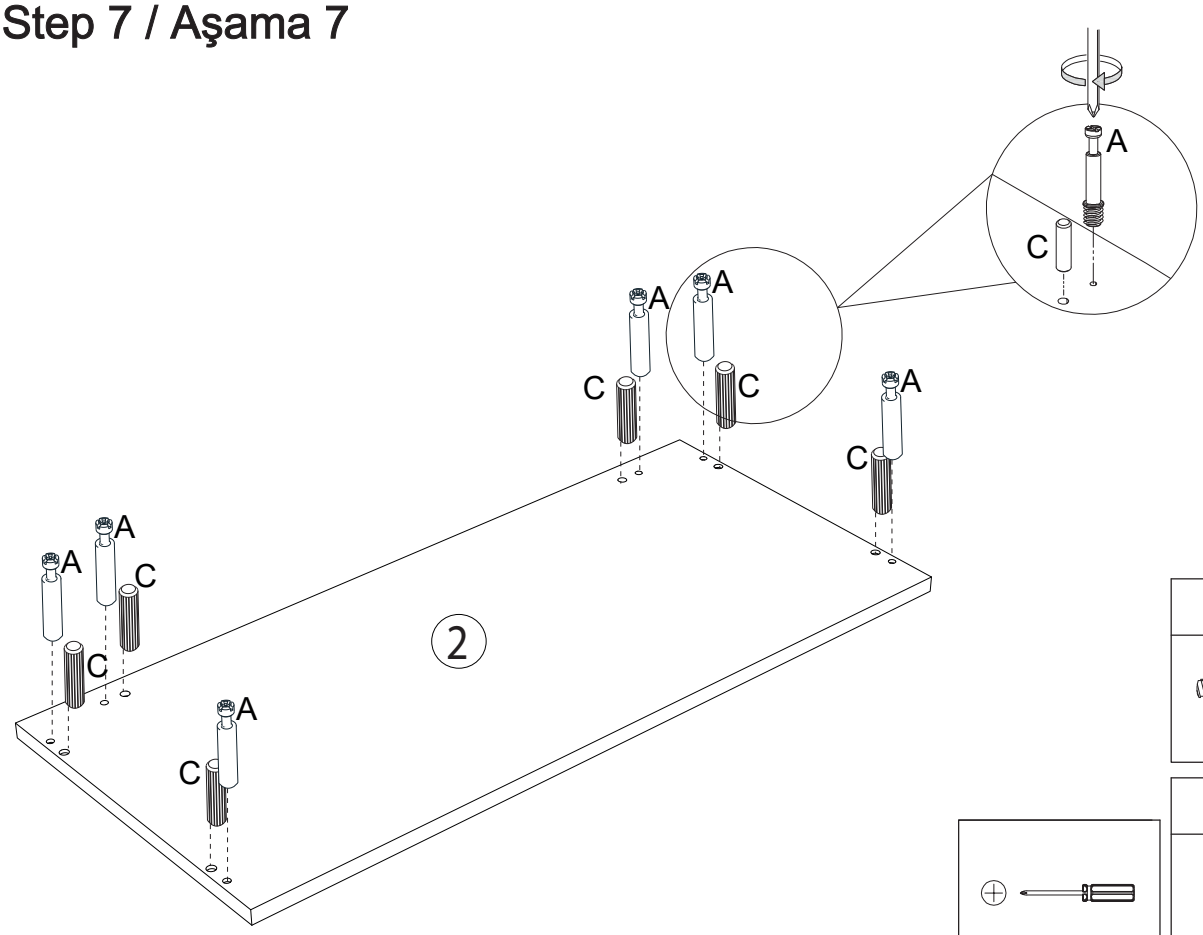

A	C
6PCS	6PCS

Step 8 / Aşama 8

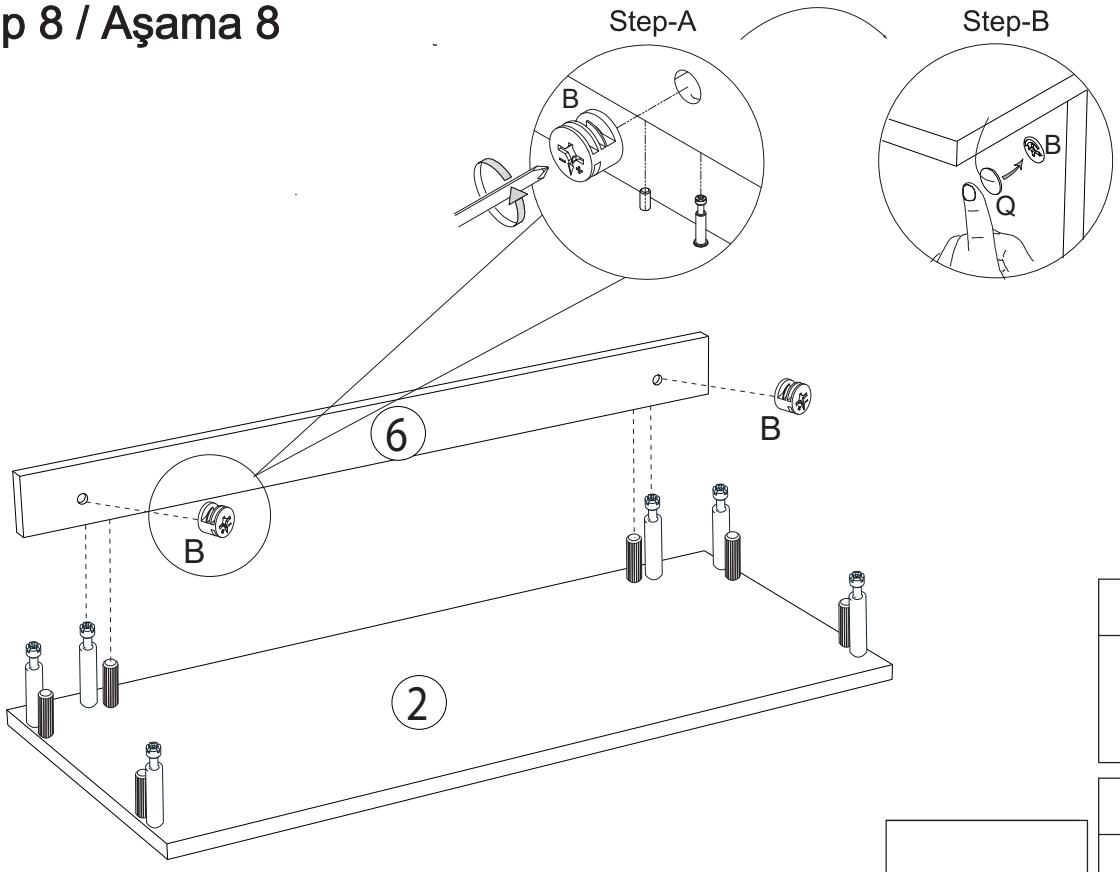

B	Q
2PCS	2PCS

Step 9 / Aşama 9

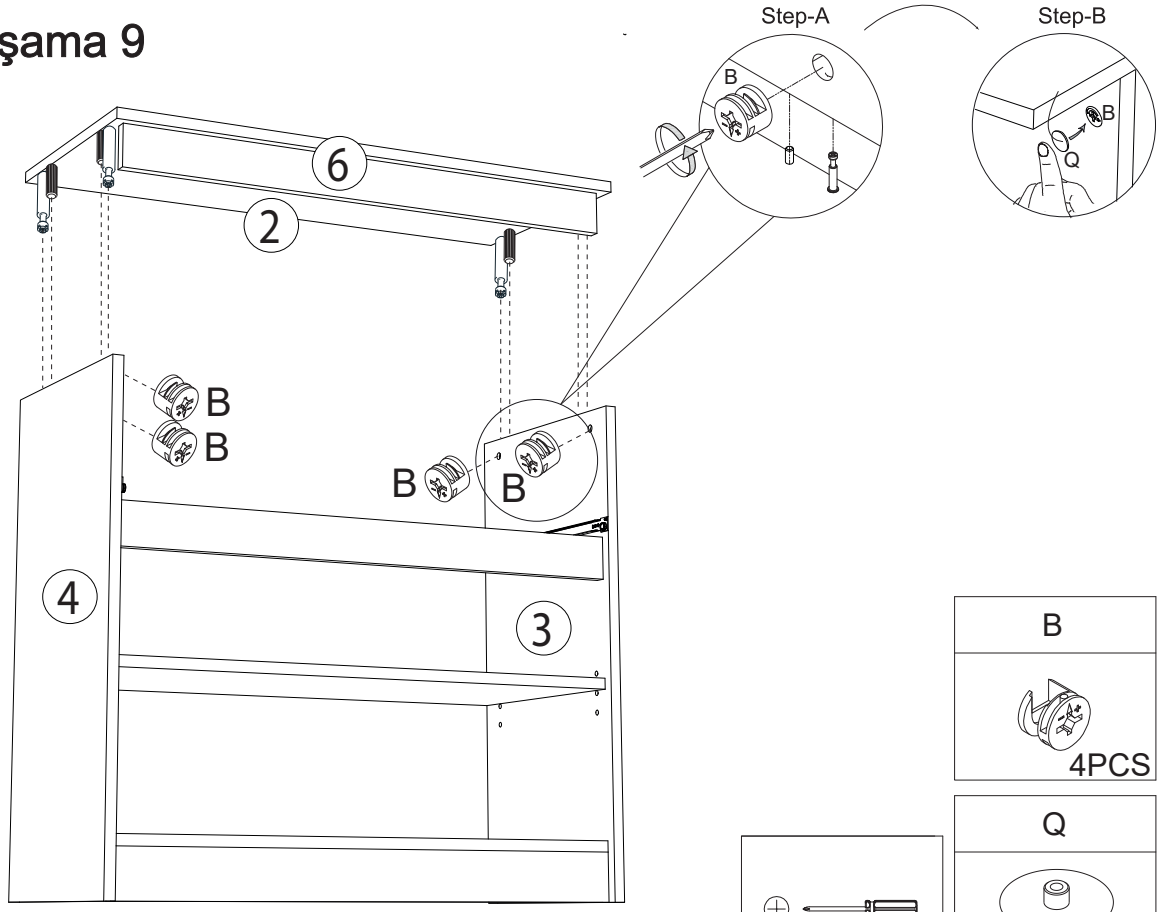

B
4PCS

Q
4PCS

Step 10 / Aşama 10

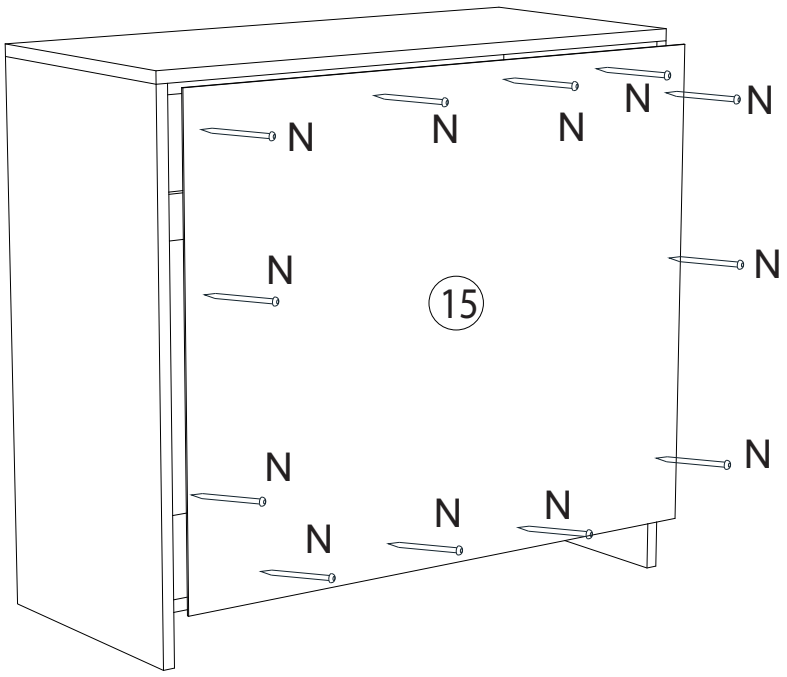

N
12PCS

Step 11 / Aşama 11

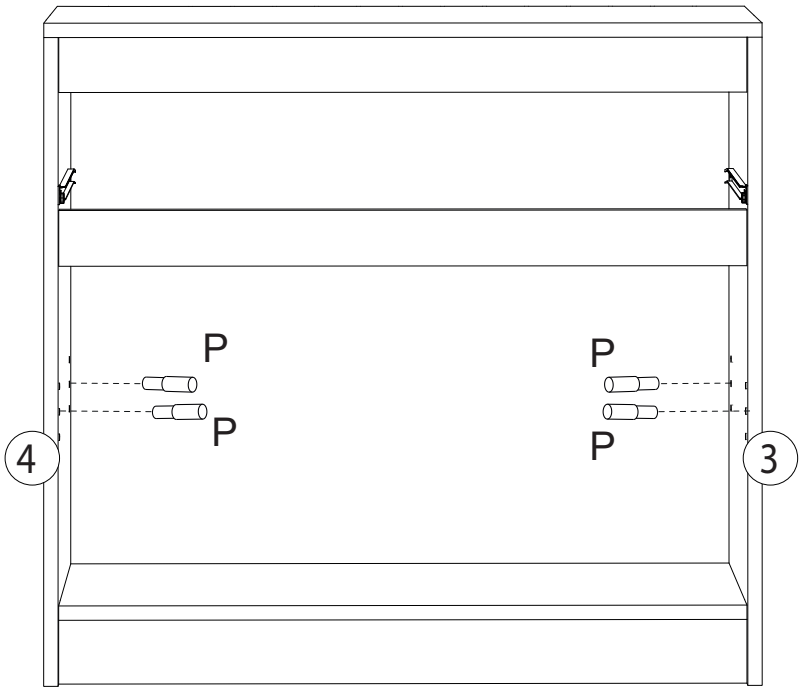

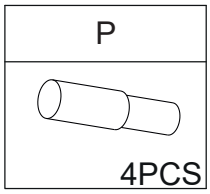

Step 12 / Aşama 12

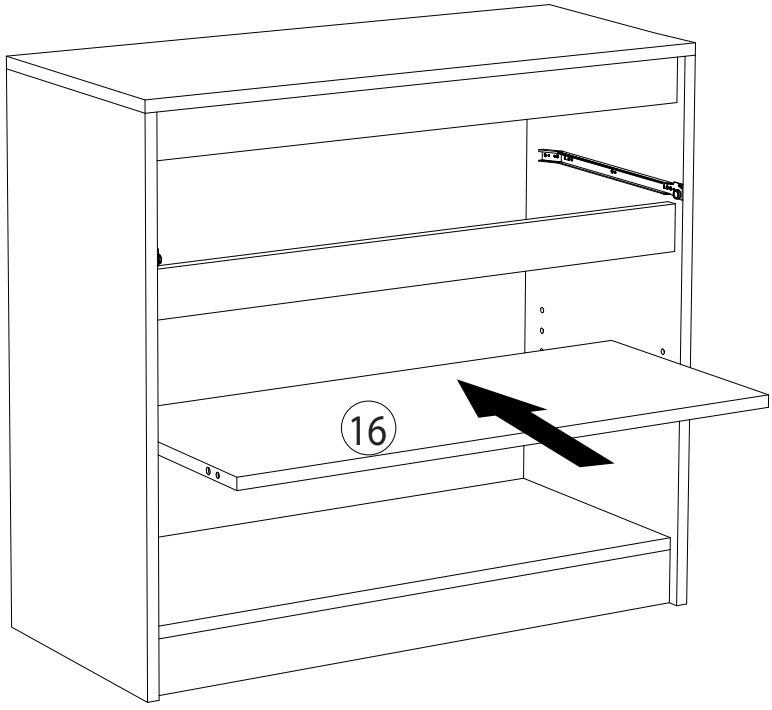

Step 13 / Aşama 13

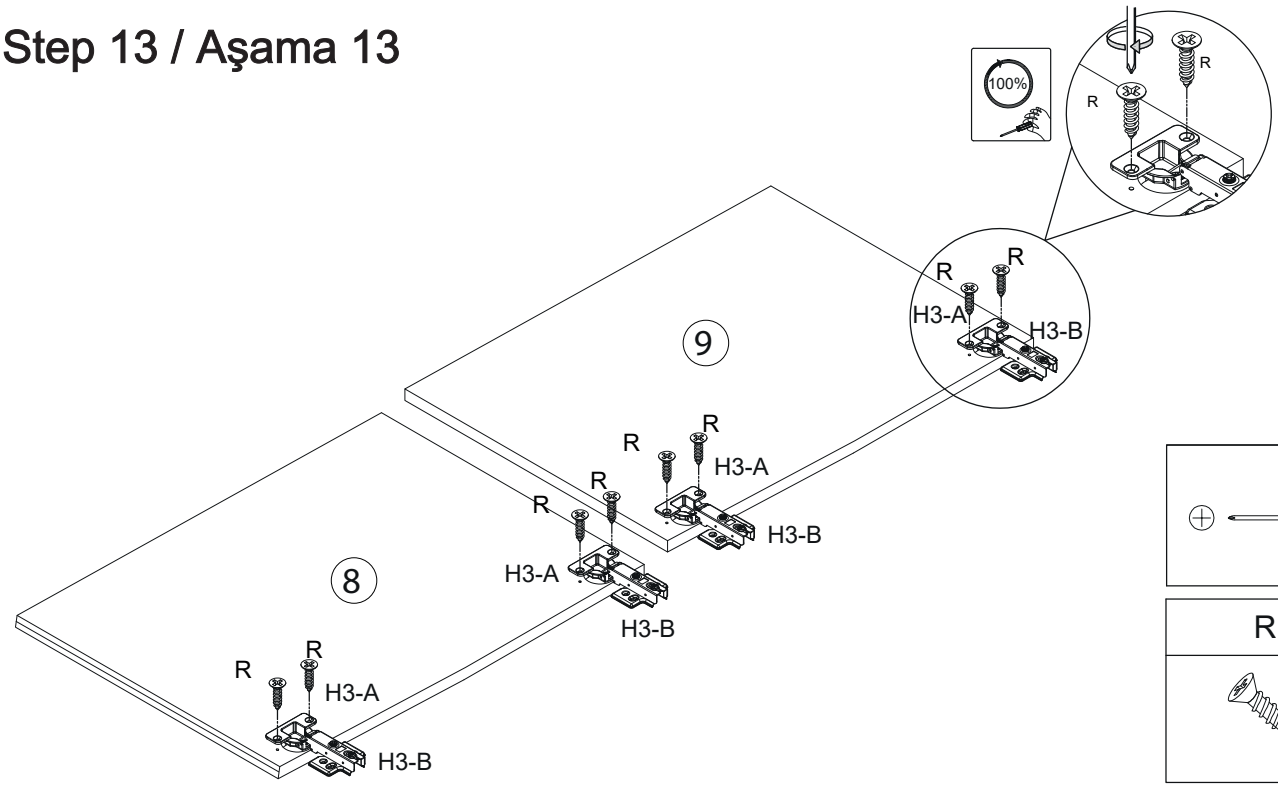

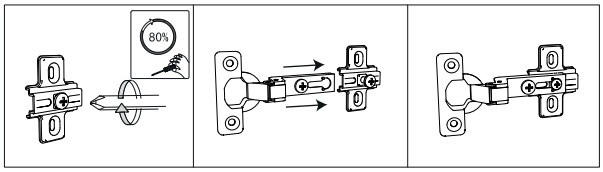

R

8PCS

H3



4PCS

Step 14 / Aşama 14

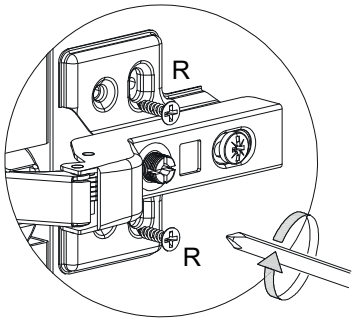

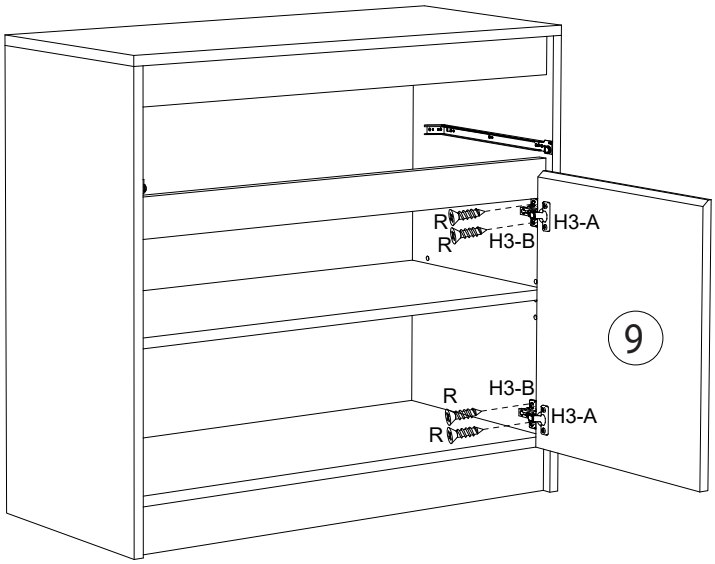

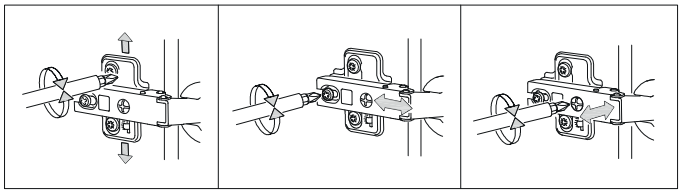

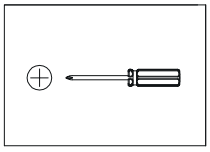

R



4PCS

Step 15 / Aşama 15

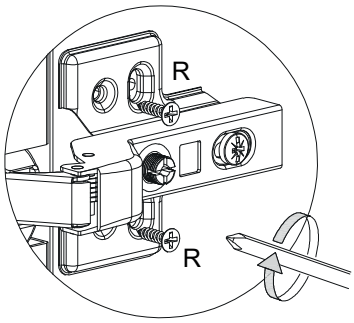

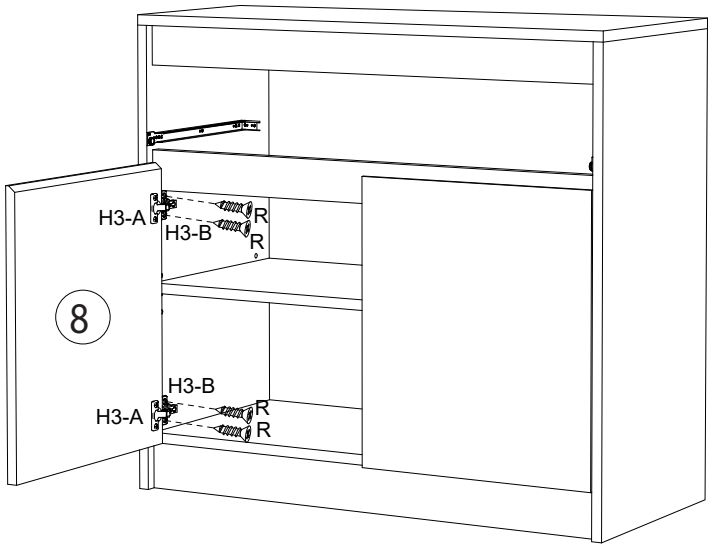

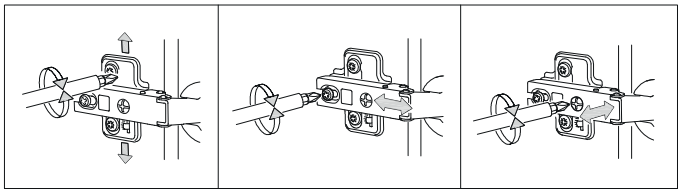

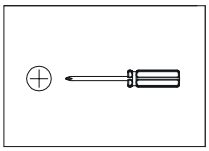

R



4PCS

Step 16 / Aşama 16

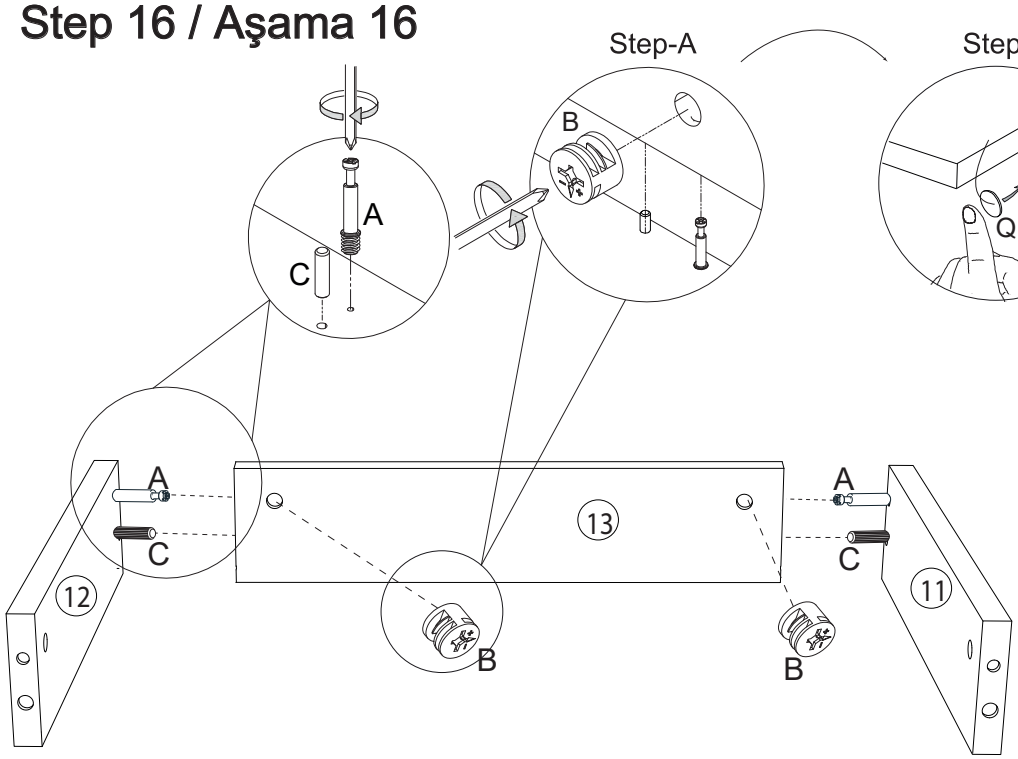

A



2PCS

C

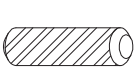

2PCS

B



2PCS

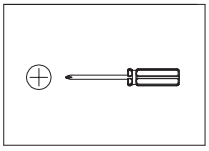

Q



2PCS

Step 17 / Aşama 17

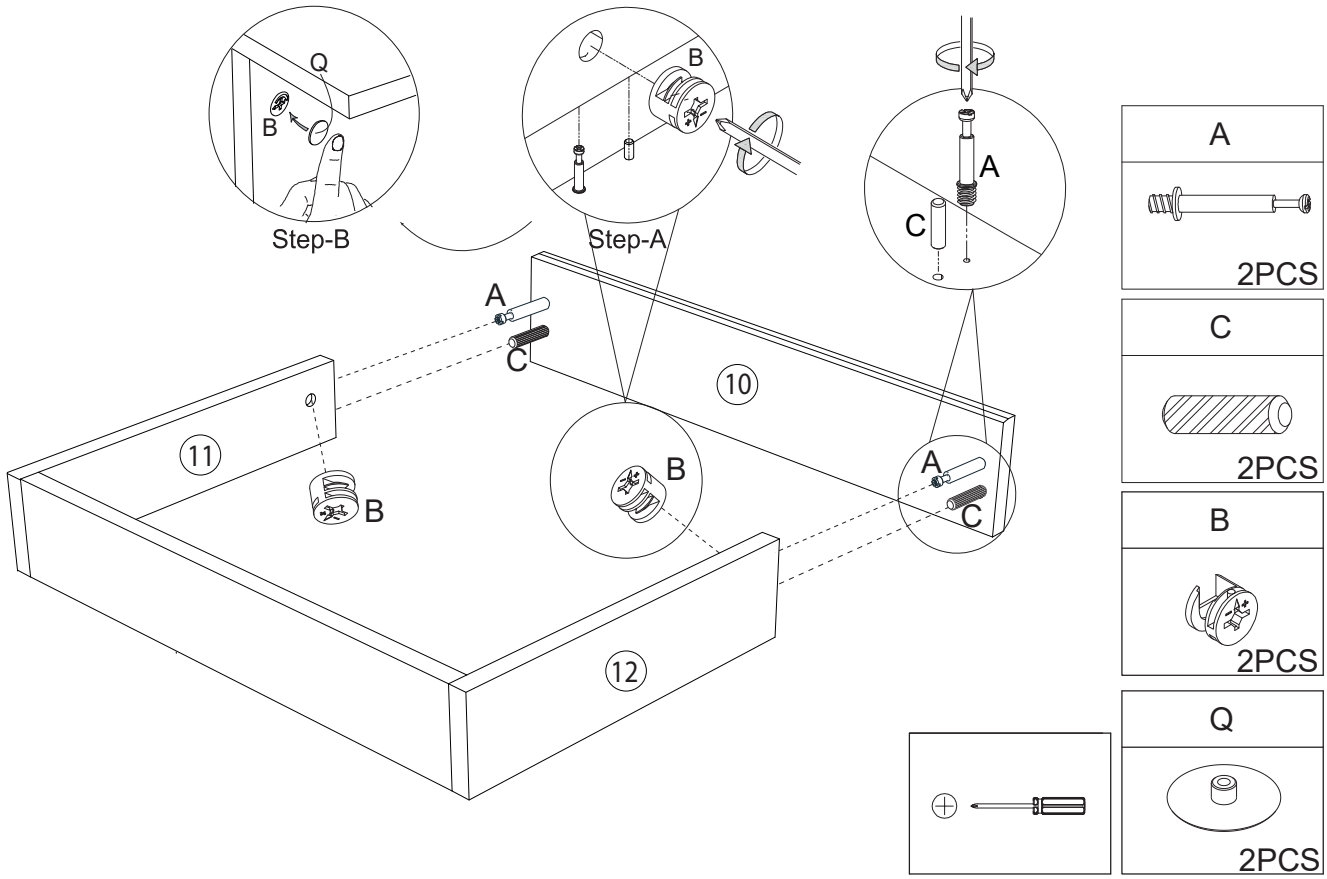

Step 18 / Aşama 18

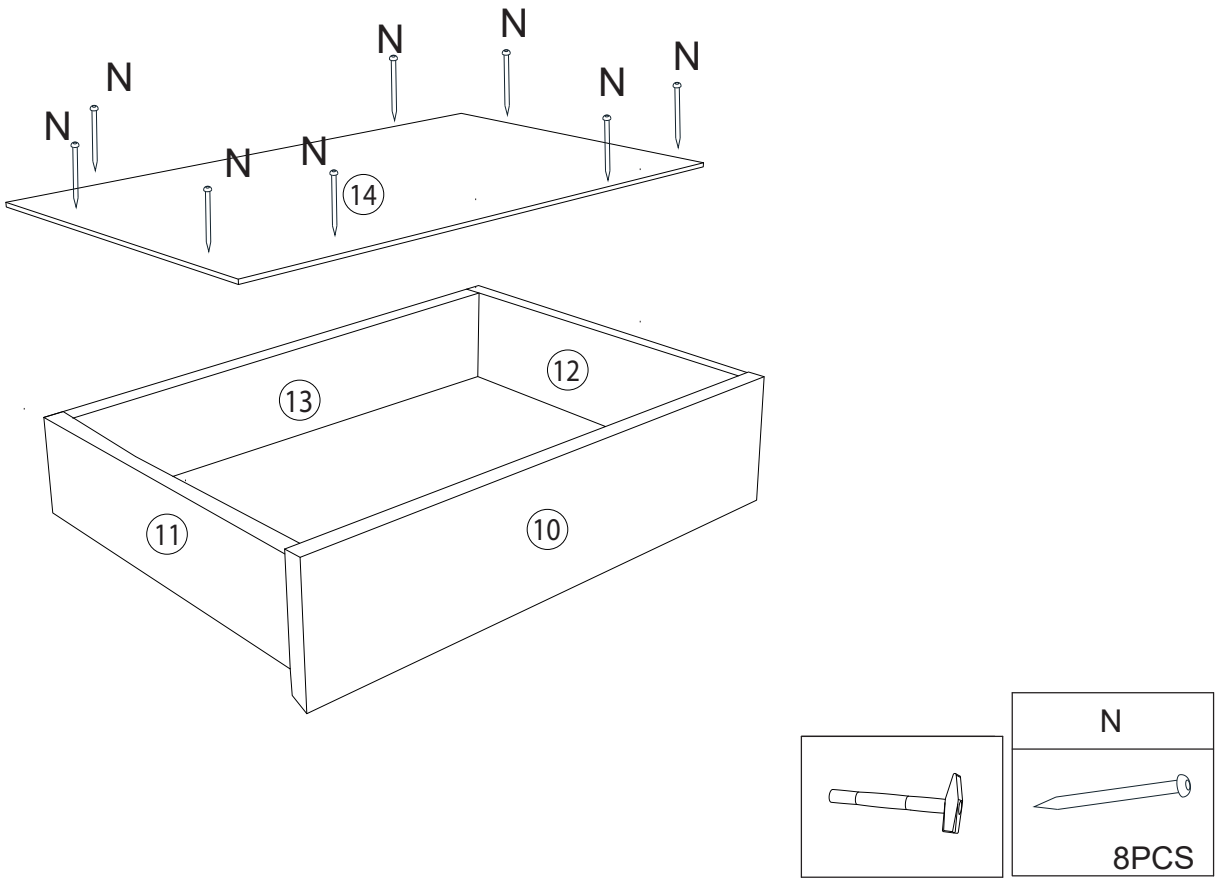

Step 19 / Aşama 19

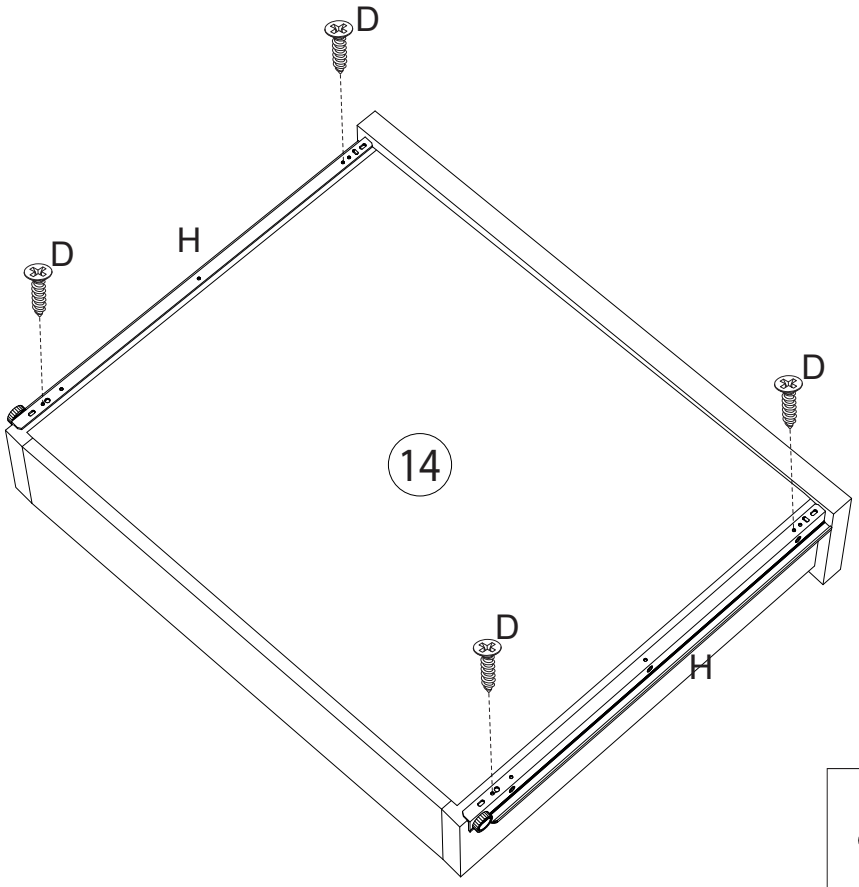

H

2PCS

D

4PCS

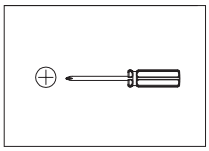

Step 20 / Aşama 20

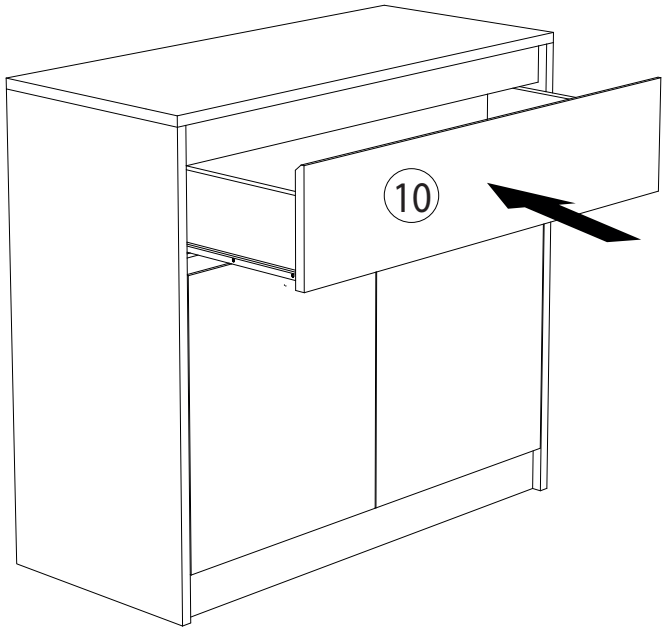

Step 21 / Aşama 21

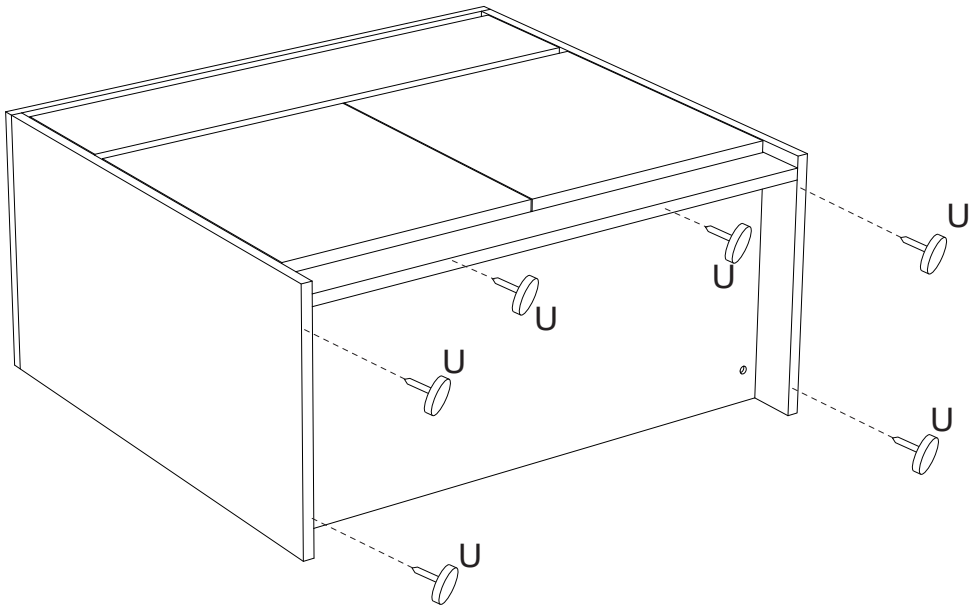

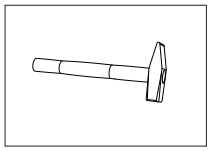

U

6PCS

Step 22 / Aşama 22

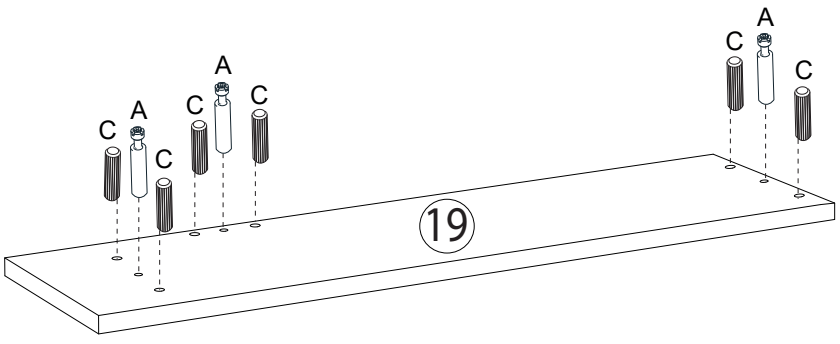

A

3PCS

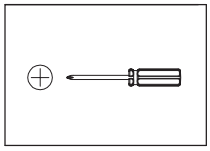

C
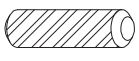
6PCS

Step 23 / Aşama 23

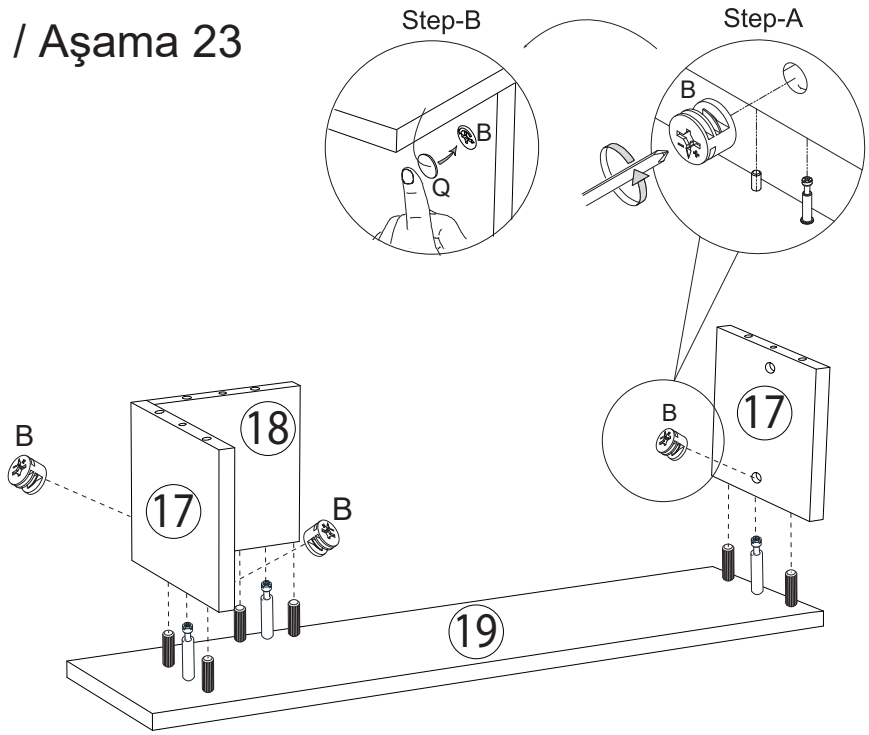

B	
	3PCS

Q	
	3PCS

Step 24 / Aşama 24

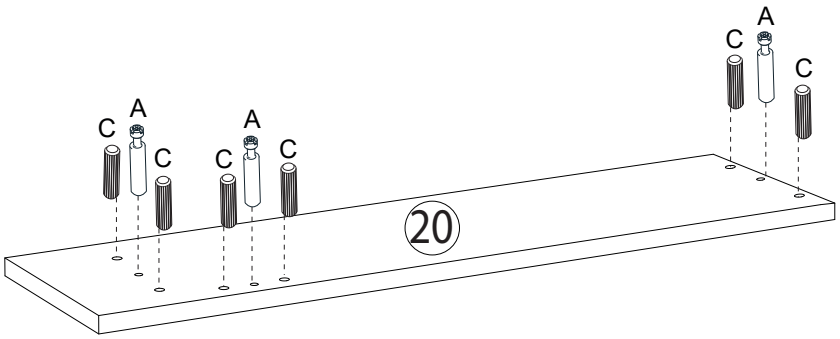

A	
	3PCS

C	
	6PCS

Step 25 / Aşama 25

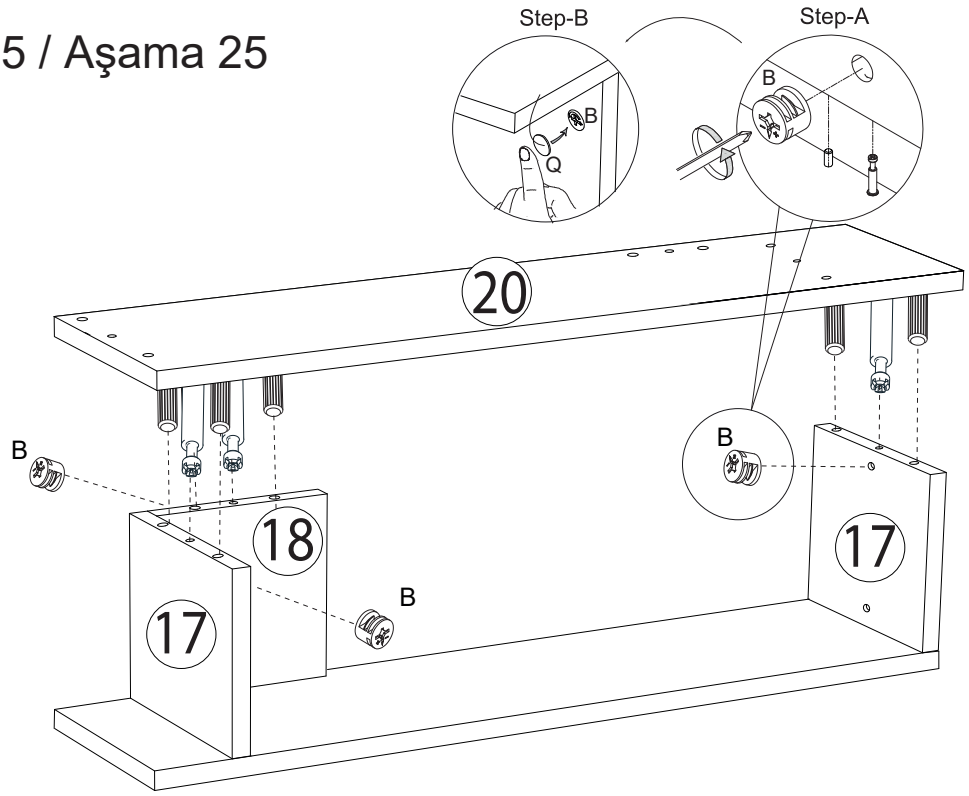

B	
	3PCS

Q	
	3PCS

Step 26 / Aşama 26

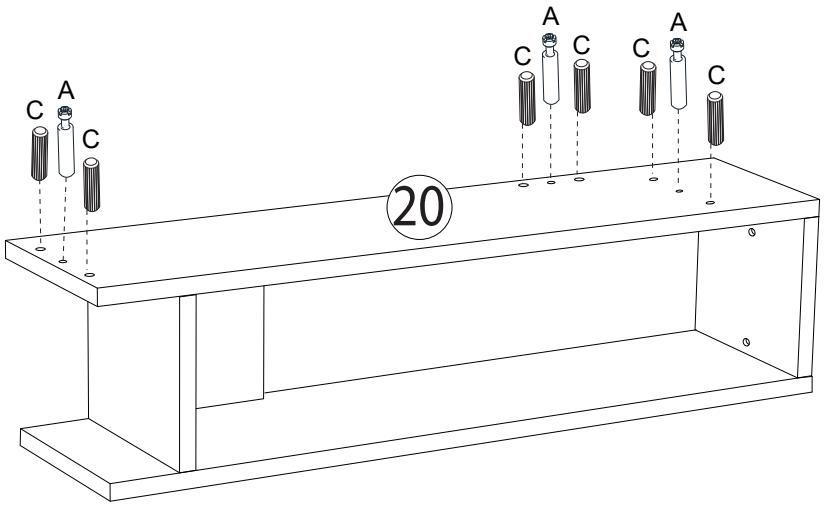

A	
	3PCS

C	
	6PCS

Step 27 / Aşama 27

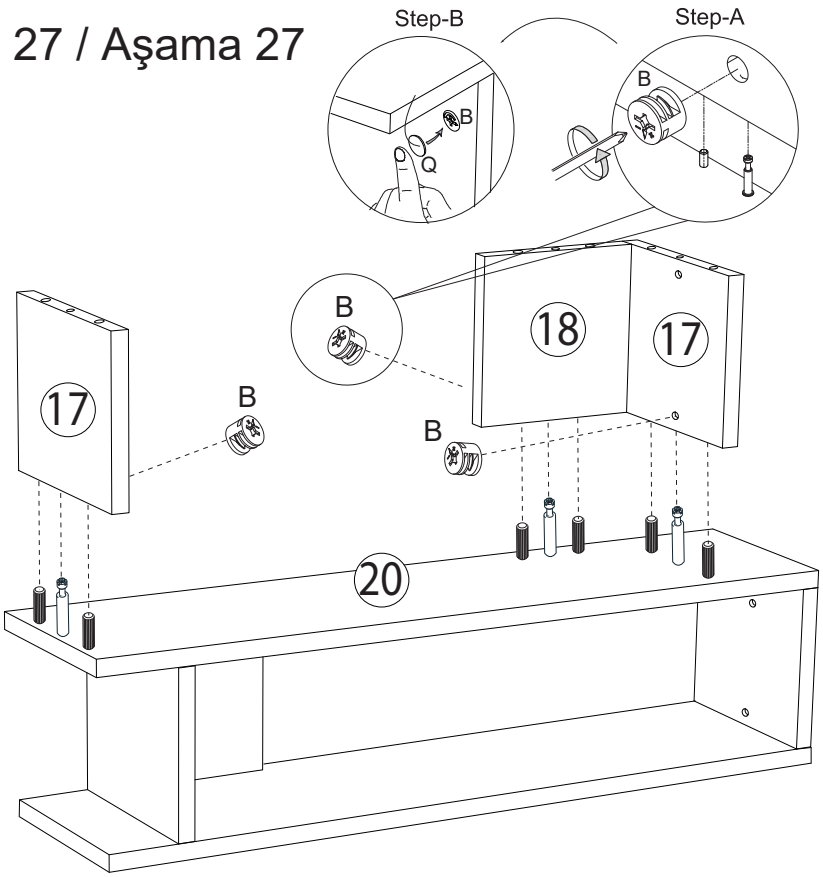

B



3PCS

Q

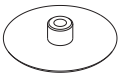

3PCS

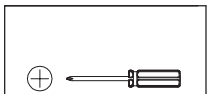

Step 28 / Aşama 28

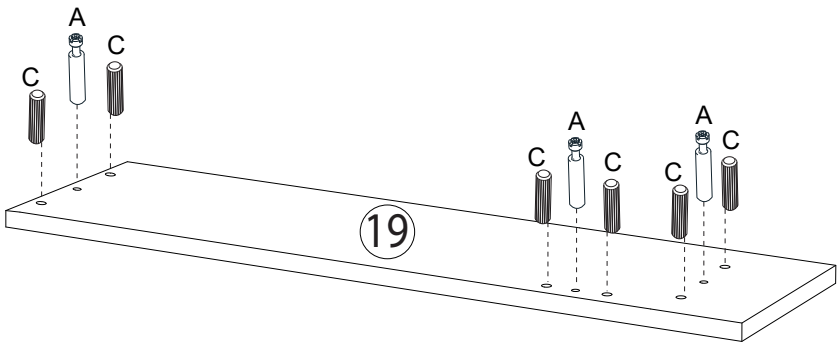

A



3PCS

C

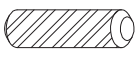

6PCS

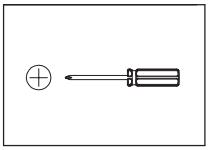

Step 29 / Aşama 29

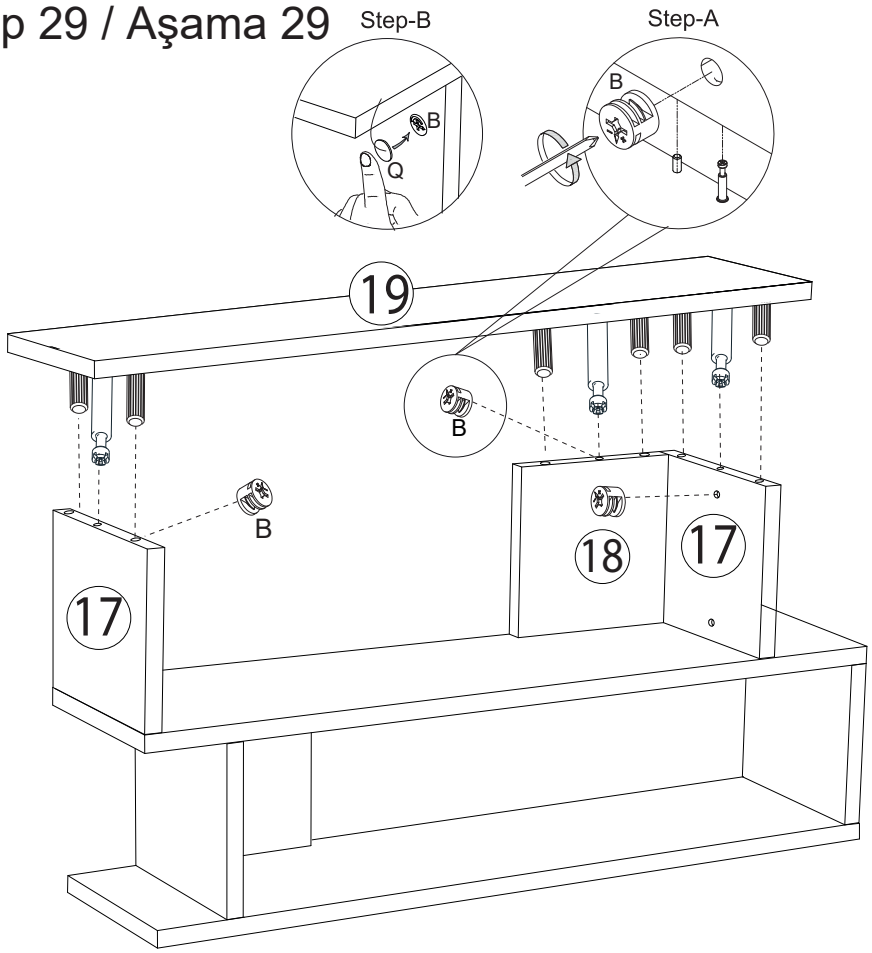

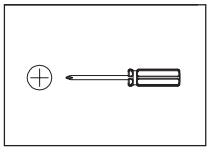

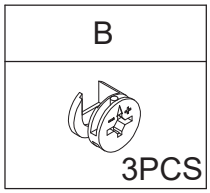

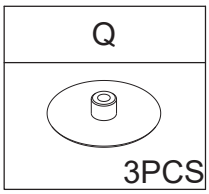

Step 30 / Aşama 30

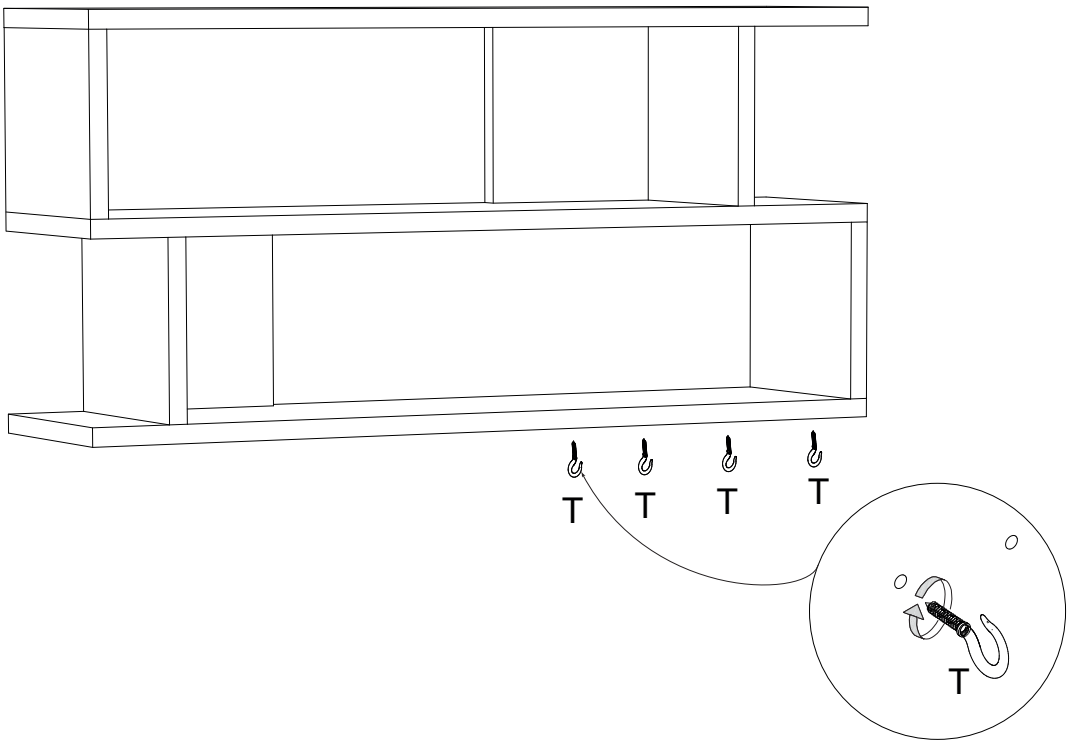

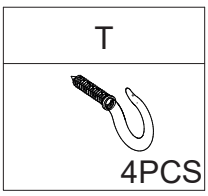

Step 31 / Aşama 31

VİDAYI KAPATMAK İÇİN ÜRÜNLE BİRLİKTE GÖNDERİLEN YAPIŞTIRMA KAPAKÇIKLARINI KULLANABİLİRİSİNİZ.

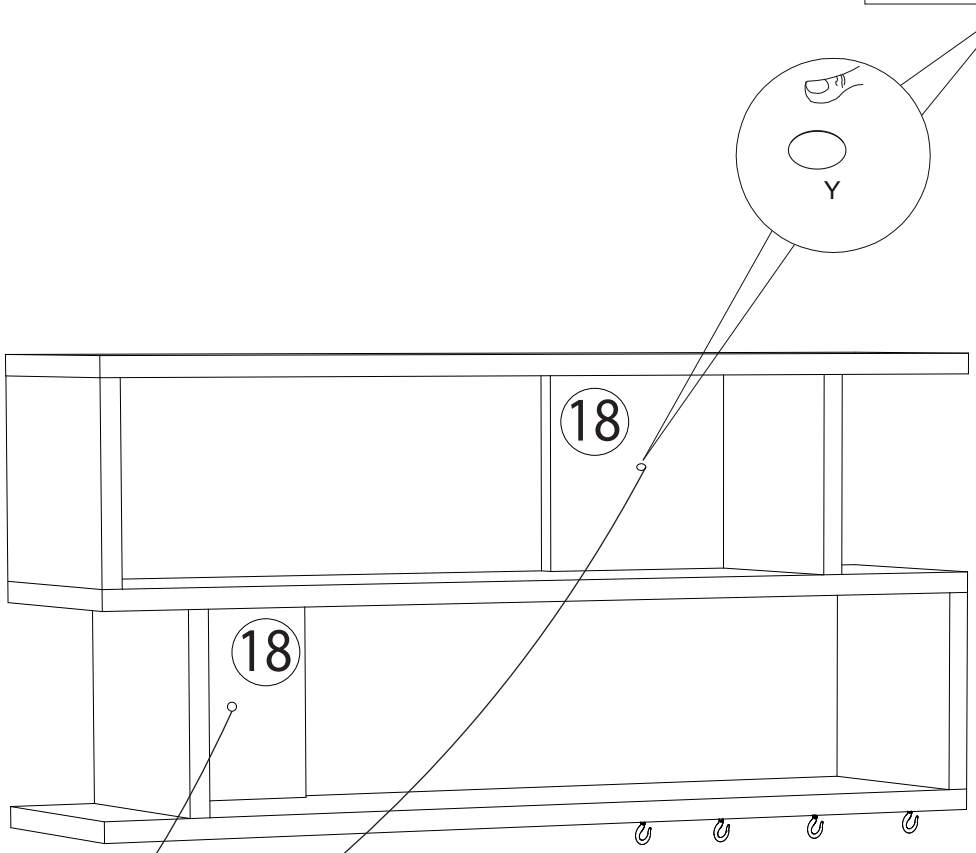

x2

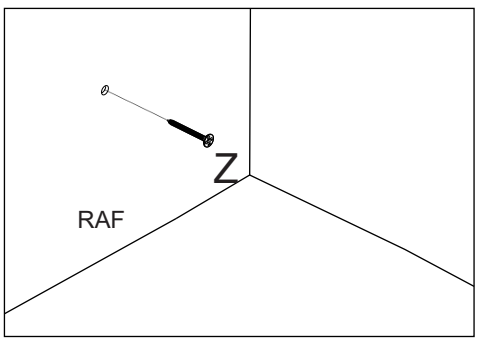

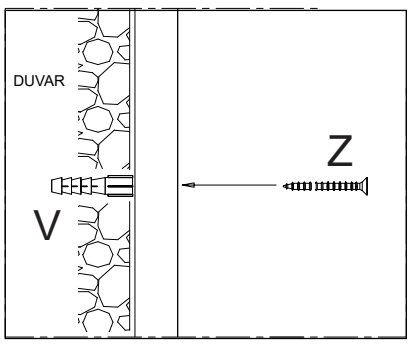

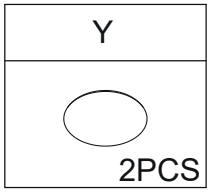

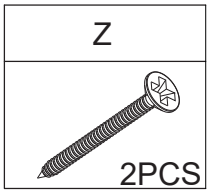

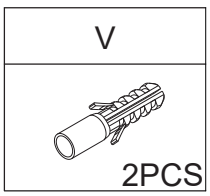



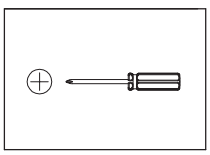



Important information
Read carefully.
Keep this information for further reference.

GB WARNING

Serious or fatal crushing injuries can occur from furniture tip-over. To prevent this furniture from tipping over it must be permanently fixed to the wall.

Fixing devices for the wall are not included since different wall materials require different types of fixing devices. Use fixing devices suitable for the walls in your home. For advice on suitable fixing systems, contact your local specialized dealer.

Wichtige Information
Sorgfältig lesen
Diese Information aufbewahren

DE ACHTUNG

Wenn Möbelstücke umkippen, können ernste oder lebengefährliche Verletzungen durch Einklemmen die Folge sein. Um zu verhindern, dass das Möbelstück umkippt, muss es fest an der Wand verankert werden.

Beschläge für die Wandbefestigung sind nicht beigepackt, da sie von der jeweiligen. Wandbeschaffenheit abhängig sind. Befestigungsbeschläge benutzen, die für die heimischen Wände geeignet sind. Bei diesbezüglichen Fragen den örtlichen Fachhandel zu Rate ziehen.

Informazioni importanti.
Leggi attentamente.
Conserva queste informazioni per ulteriori consultazioni.

IT AVVERTENZA

Se il mobile si ribalta puo causare lesioni da compressione serie o fatali. Per prevenire il rischio che il mobile si ribalti, quest'ultimo deve essere fissato permanentemente alla parete.

Gli accessori per il fissaggio alla parete non sono inclusi perché pareti di materiali diversi richiedono tipi diversi di accessori di fissaggio. Usa sistemi di fissaggio adatti alle pareti della tua casa. Per maggiori dettagli, rivolgiti a un rivenditore specializzato.

Belangrijke informatie
Goed lezen
Bewaar deze informatie voor toekomstig gebruik

NL WAARSCHUWING

Wanneer meubels omvallen, kan er ernstig of levensbedreigend beklemmingsletsel ontstaan. Om te voorkomen dat dit meubel omvalt, dient dit permanent aan de wand te worden bevestigd.

Bevestigingsbeslag voor de wand is niet inbegrepen, aangezien verschillende wandmaterialen verschillende soorten bevestigingsbeslag vereisen. Gebruik bevestigingsbeslag dat geschikt is voor de wanden in je huis. Voor advies over geschikt bevestigingsbeslag, neem contact op met de vakhandel.

Information importante
Alire attentivement.
Conserver ces informations pour un usage ultérieur.

FR AVERTISSEMENT

Risque de blessure grave en cas de chute du meuble. Pour éviter que le meuble ne bascule, il faut le fixer aumur de façon permanente.

Les fixations ne sont pas incluses car leur choix dépend du matériau du mur sur lequel est fixé le meuble. Utilisez des fixations adaptées au matériau du mur. Pour obtenir des conseils sur les fixationsa utiliser, adressez-vous a un revendeur spécialisé.

Važne informacije
Pažljivo pročitajte.
Sačuvajte ove upute za buduće potrebe.

HR UPOZORENJE

Ako se namještaj prevrne može doći do ozbiljnih ili smrtonosnih ozljeda. Kako bi izbjegli prevrtanje, namještaj mora biti pričvršćen na zid.

Pričvrsnici za zid nisu priloženi s obzirom da različite vrste zida zahtjevaju uporabu različitih vrsta pričvrsnika. Upotrijebite pričvrsnike prikladne za zidove vašeg doma. Za savjet o prikladnim vrstama pričvrsnika kontaktirajte lokalnu specijaliziranu trgovinu.

Bitno!
Pažljivo pročitajte!
Sačuvajte za ubuduće.

SRB UPOZORENJE

Mogu nastati ozbiljne povrede usled prevrtanja nameštaja. Da ovaj nameštaj ne bi pao, mora stalno biti pričvršćen za zid.

Nisu dati okovi, tiplovi išrafovi za pričvršćivanje jer se zidovi razlikuju i različiti materijali zahtevaju i različite okove. Upotrebite one koji su pogodni za zidove u vašem domu. Za savet koje okove da upotrebite, obratite se u lokalnoj gvožđari.

Fontos informacio
Kerjuk, olvasd el alaposan, es orizd meg ezt a papirt!

HU FIGYELEM

Abutor felborulasa sulyos, vagy akar vegzetes balesetet okozhat. Ahhoz, hogy ezt megakadalyozd, a butort megfeleloen a falhoz kell rogziteni.

Arogziteshez szukseges kellekek nincsenek a csomagban, mivel a kulonbozo tipusu falakhoz kulonbozo rogzito eszkozokre van szukseg. Mindig a fal tipusanak megfelelo szerelvenyeket hasznalj!A megfelelo rogzitok kivalasztasahoz fordulj segitsegert a szakuzletek munkatarsaihoz!

Важная информация
Внимательно прочитайте.
Сохраните эту информацию.

RU ВНИМАНИЕ

Опрокидывание мебели может привести к серьезным или смертельным телесным повреждениям.Для предотвращения опрокидывания мебель должна быть постоянно прикреплена к стене.

Крепежные средства для крепления к стене не прилагаются,для разных материалов стен требуются различные крепления.Используйте крепежные средства,подходящие для материала стен в Вашем доме.Если Вы не уверены,какой тип креплений подходит к данному материалу, обратитесь в специализированный магазин.

Важна информация
Прочетете внимателно
Запазете тази информация за бъдеща справка.

BY ВНИМАНИЕ

Прекатурването на тази мебел може да причини сериозни или фатални наранявания. За да избегнете тази опасност, закрепете здраво за стената.

Комплектът не включва механизми за прикрепяне към стената, тъй като различните стенни материали изискват различни приспособления. Използвайте механизми за прикрепяне, подходящи за стените в дома ви.Обърнете към специализирантърговецзасъветотносно подходящи монтажни системи.

Önemli bilgi
Dikkatli okuyunuz.
Bu kılavuzu ilerde gerekebilecegi için saklayiniz.

TR UYARI

Mobilyanin devrilmesi sonucu ölümcül veya ciddi yaralanmalar meydana gelebilir. Devrilme riskini önlemek için mobilyanin duvara sabitlenmesi gerekmektedir.

Duvar yapi malzemeleri farklilik gösterebileceginden ,mobilyanin duvara sabitlenmesi için gereken baglanti parçalari ürüne dahil degildir. Evinizin duvar yapi malzemesine uygun baglanti parçalari seçiniz. Duvar yapi malzemenize uygun baglanti parçalari satin almak için en yakin yapi market ya da bir nalbur dükkanindan bilgi alabilirsiniz.