ASSEMBLY INSTRUCTIONS / KURULUM ŞEMASI

bimossa	BUNNY ŞİFONYER 93,1CM BUNNY DRESSER 93,1CM	N30

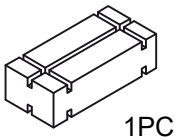

1PC / 2CTNS



"KEEP FOR FUTURE REFERENCE - READ CAREFULLY"

Carton dimensions Karton ölçüleri	Gross weight Brüt ağırlık	Net weight Net ağırlık
800 x 445 x 185 mm	32.50 kg	31.25 kg
320 x 210 x 165 mm	3.00 kg	2.3 kg

AVANT DE COMMENCER,SE REPORTER AUX CONSEILS DE MONTAGE EN ANNEXE

BEFORE STARTING,REFER TO THE ASSEMBLING ADVICE IN ANNEX

VOR DER MONTAGE, BEILIGE ANWEISUNGEN BEFOLGEN.

PRIMA DI COMINCIARE LEGGETE LE ISTRUZIONI DI MONTAGGIO

ANTES DE COMEÇAR,DAR SE AOS CONSELHOS DE MONTAGEM EM ANEXO

ANTES DE EMPEZAR CONSULTE LOS CONSEJOS PARA EL MONTAJE

PRIJE POČETKA POGLEDAJTE ZA SAVJET ZA MONTAŽU U ANEKSU

BAŞLAMADAN ÖNCE, EKTEKİ MONTAJ TALİMATLARINI İNCELEYİNİZ

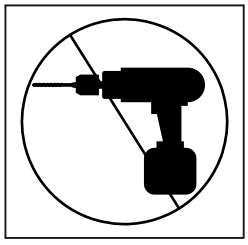

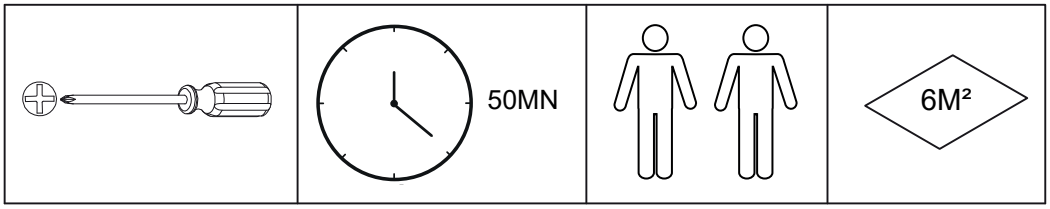

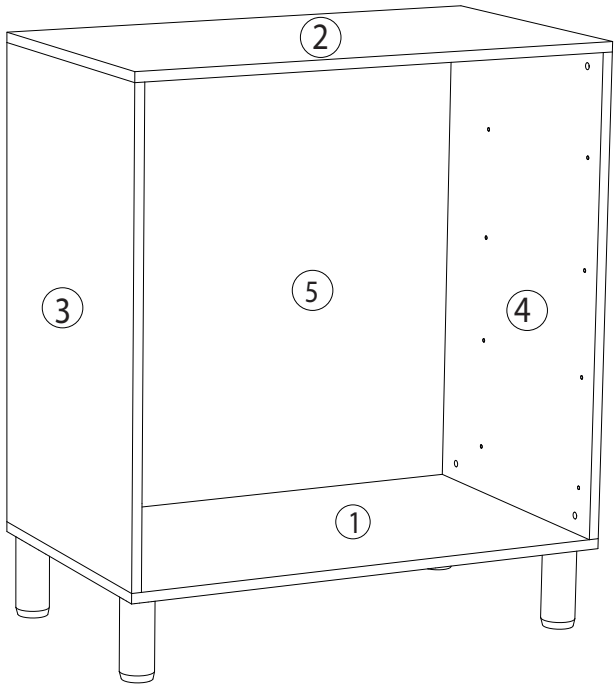

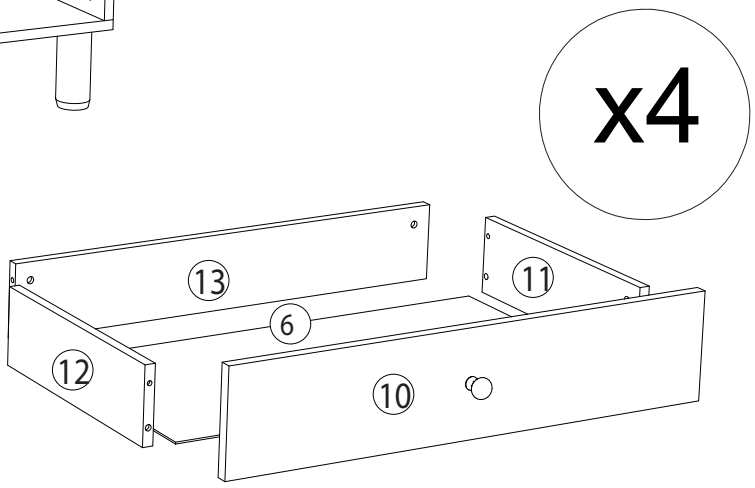

PACKAGE/PAKET 1/2	PACKAGE/PAKET 2/2
1 x PIECE 01 1 x PIECE 02 1 x PIECE 03 1 x PIECE 04 1 x PIECE 05 4 x PIECES 06 4 x PIECES 10 4 x PIECES 11 4 x PIECES 12 4 x PIECES 13	AYAK
Assembly Instruction/Kurulum Şeması	Hardware/Aksesuar

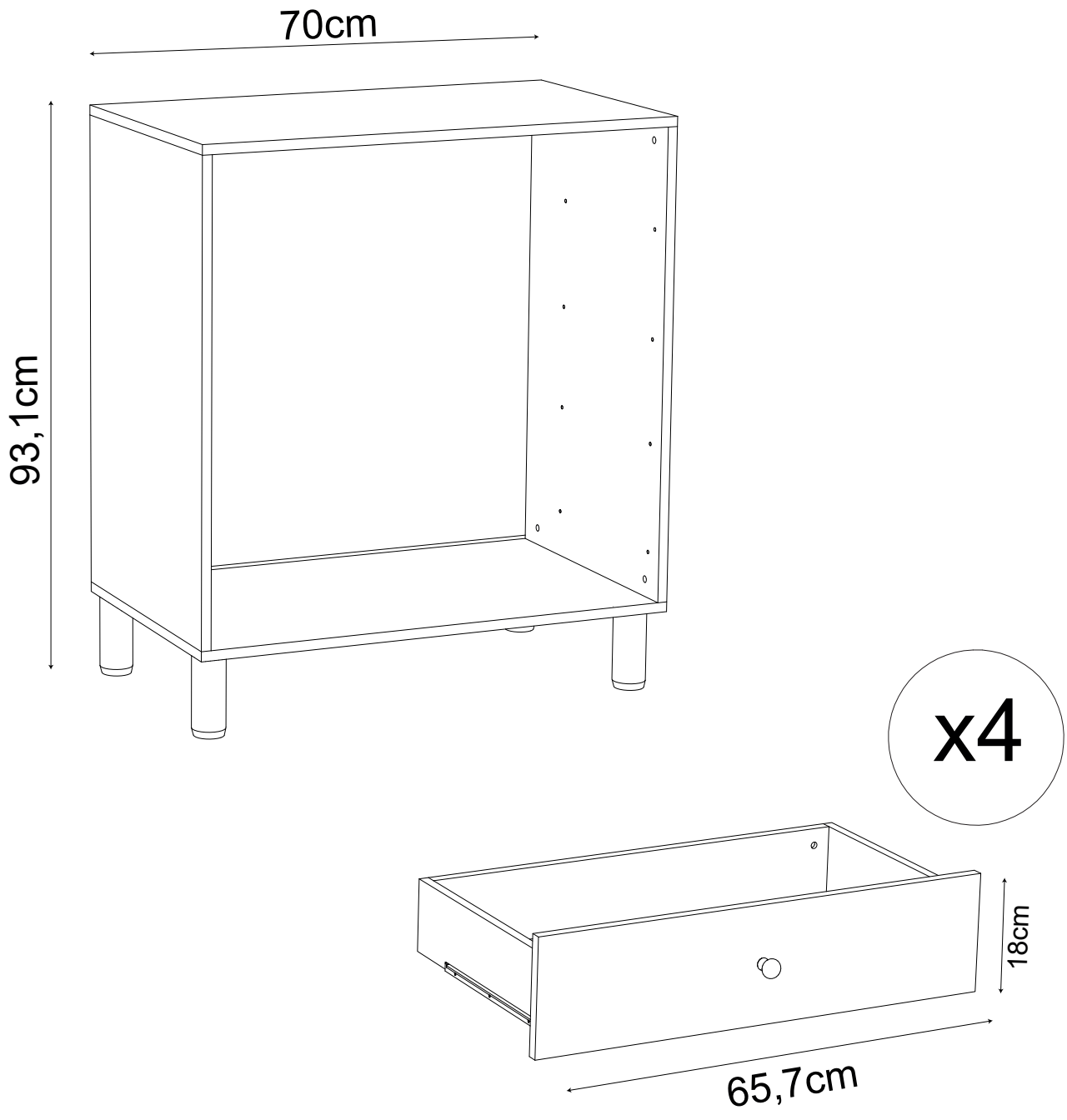
70cm
93,1cm
x4
18cm
65,7cm

PART LIST
PARÇA LİSTESİ

1	2	3	4	5	6
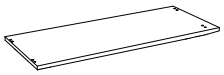 1PC	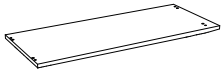 1PC	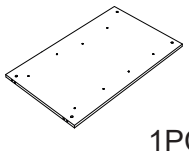 1PC	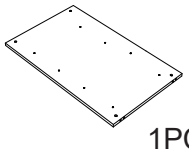 1PC	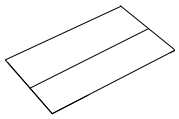	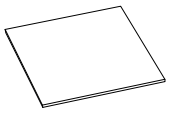 4PCS
700x400x18mm	700x400x18mm	735x500x18mm	735x400x18mm	768x695x3mm	635x355x3mm
7	8	9	10	11	12
			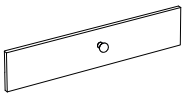 4PCS	 4PCS	 4PCS
			657x180x18mm	350x130x18mm	350x130x18mm
13					
 4PCS					
602x130x18mm					

HARDWARE / AKSESUAR

A	B	C	D	G	H
 24PCS	 24PCS	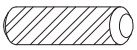 24PCS	 32PCS	 8PCS	 8PCS
K	**R**	**S**	**T**	**N**	**Q**
 4PCS	 16PCS	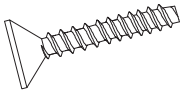 4PCS	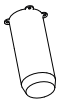 4PCS	 46PCS	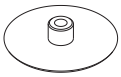 24PCS

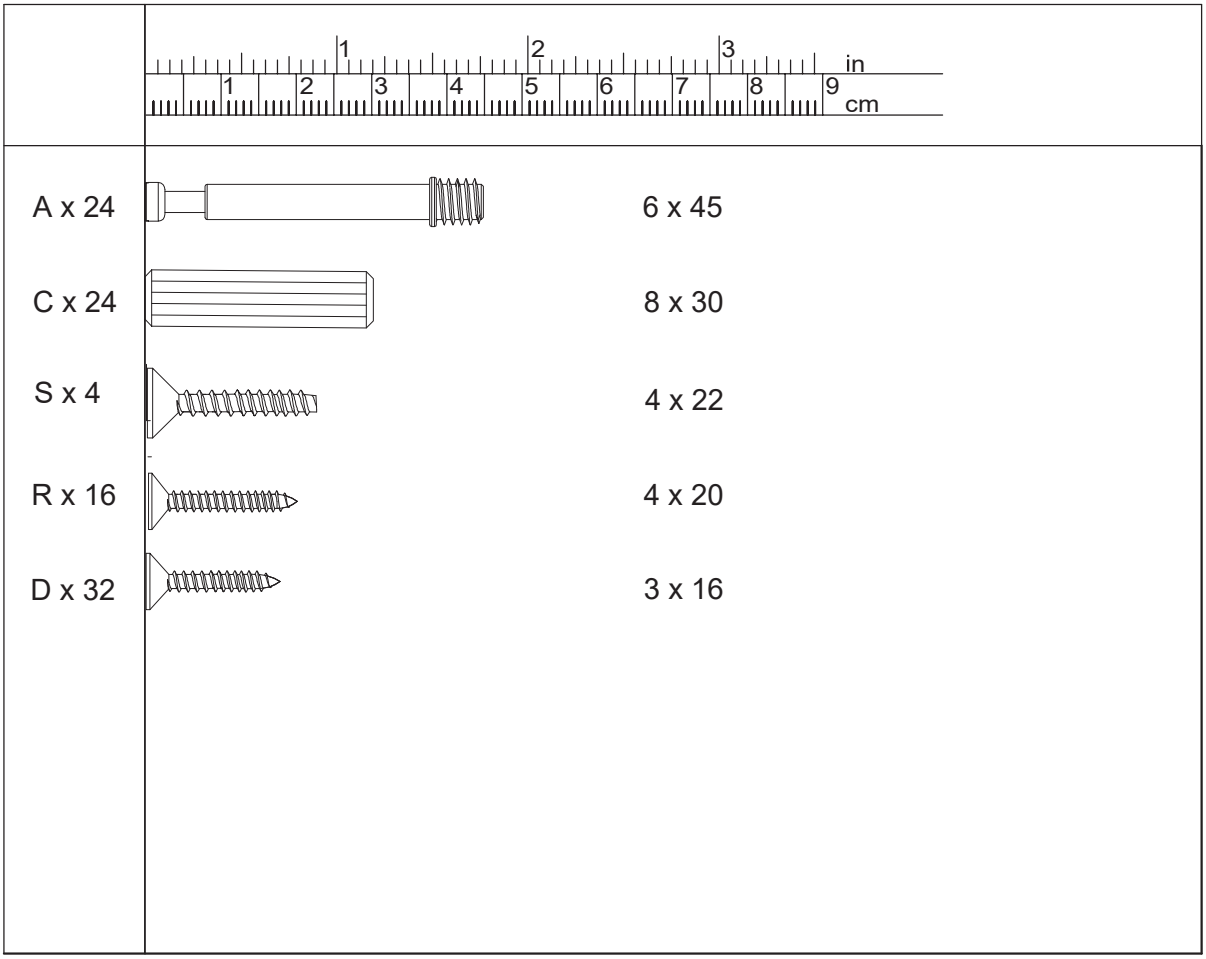

Step 1 / Aşama 1

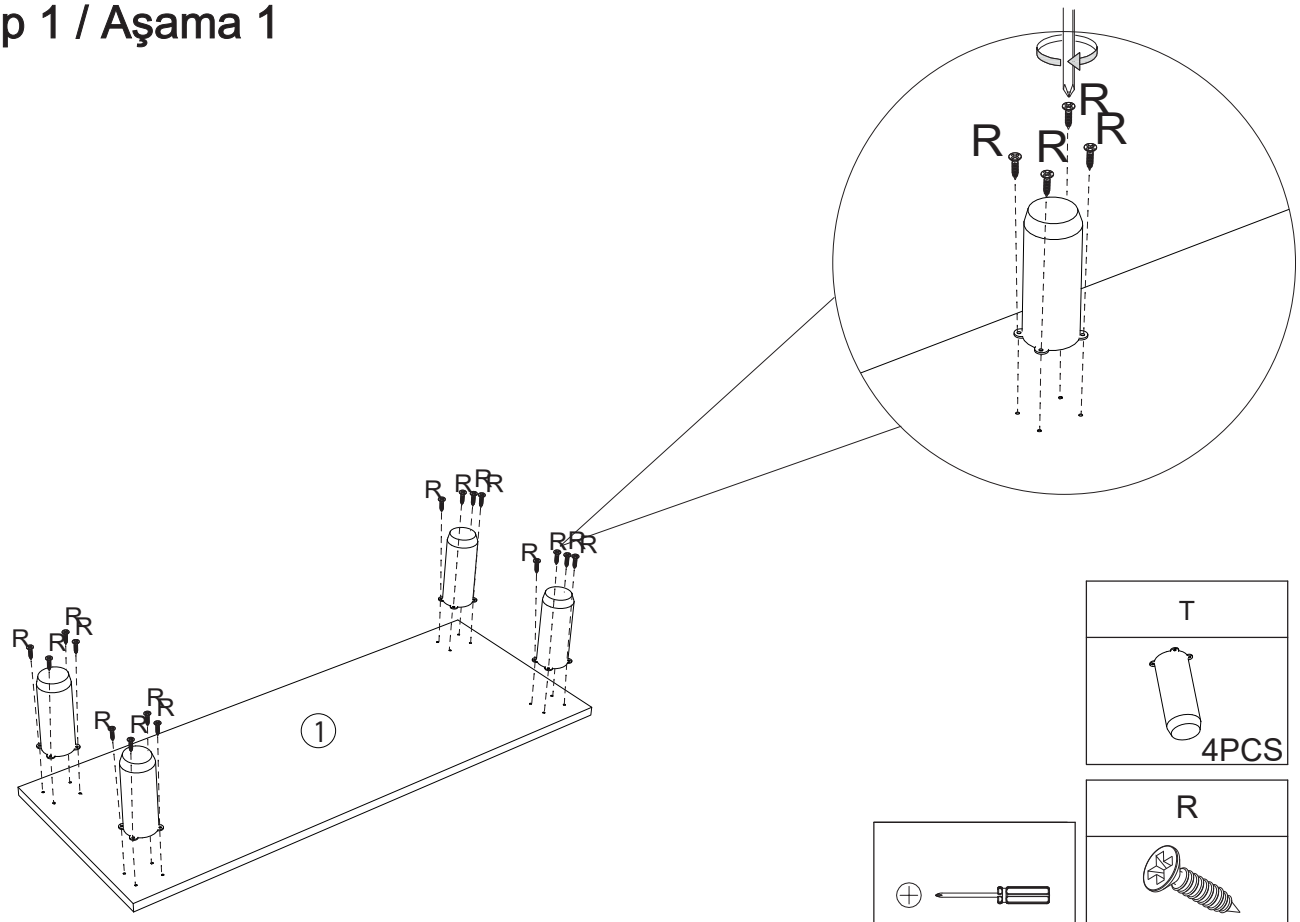

T
4PCS

R
16PCS

Step 2 / Aşama 2

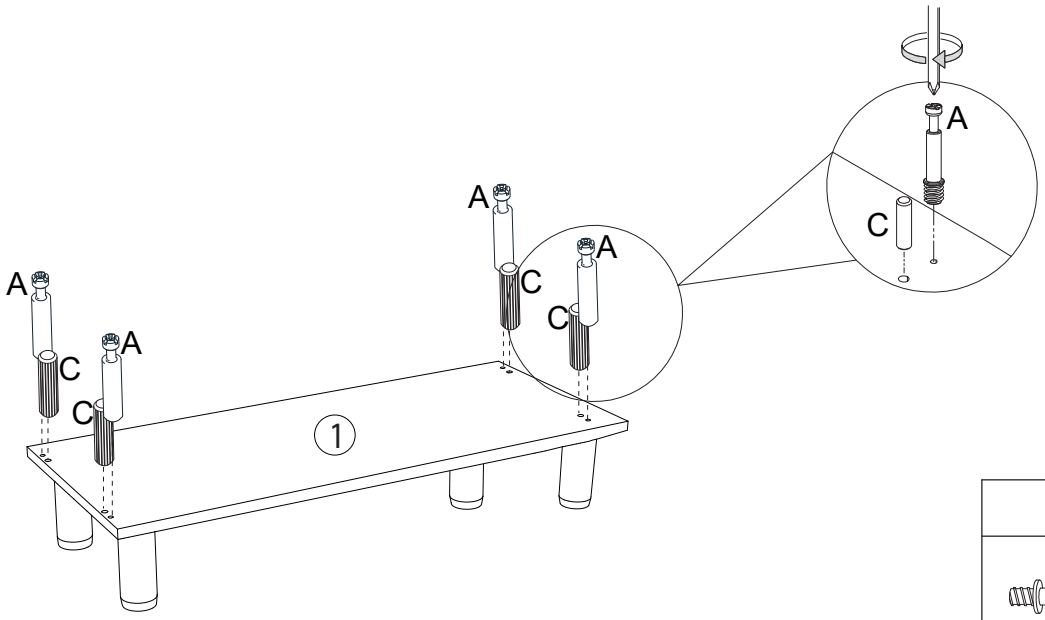

A
4PCS

C
4PCS

Step 3 / Aşama 3

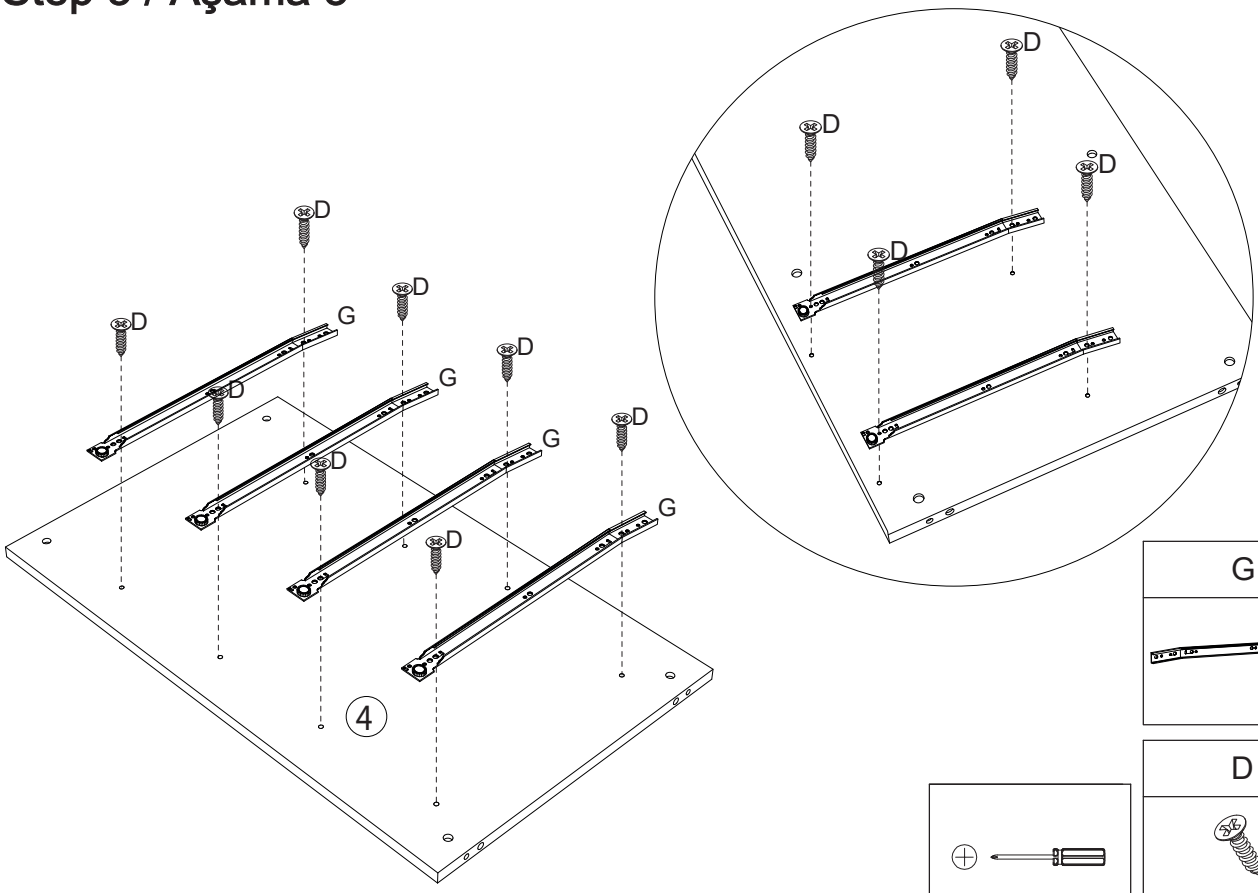

G
4PCS

D
8PCS

Step 4 / Aşama 4

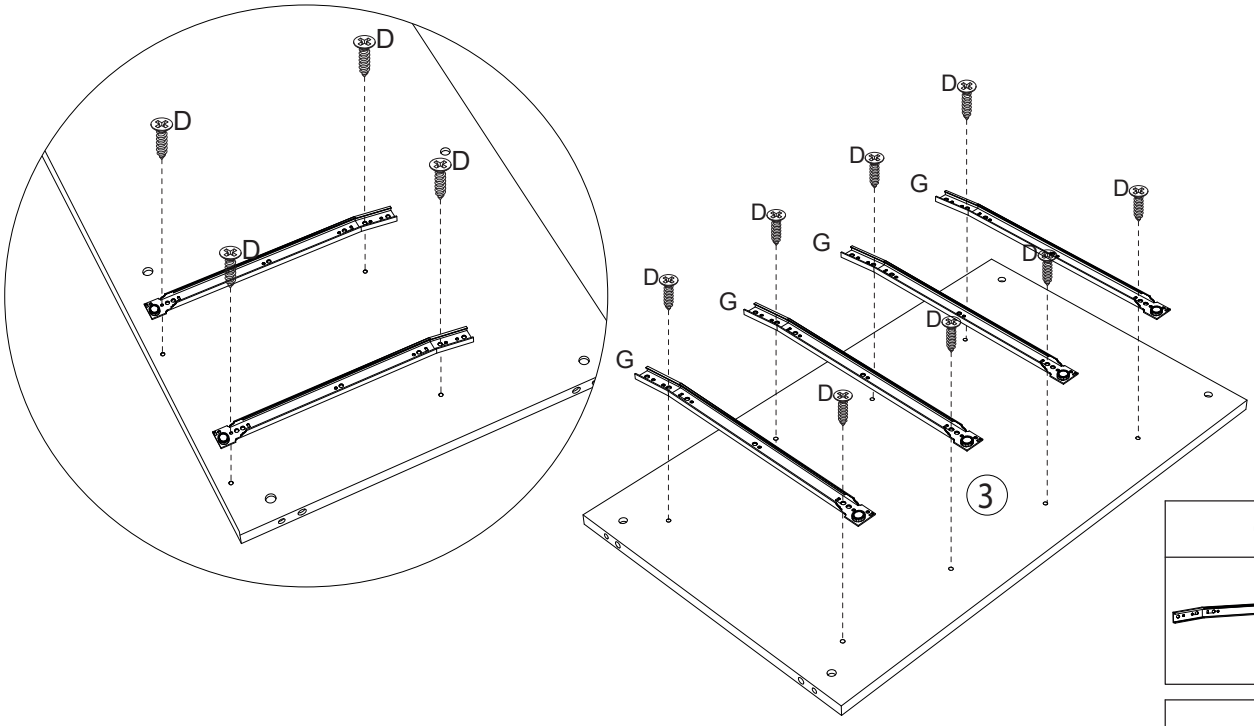

G
4PCS

D
8PCS

Step 5 / Aşama 5

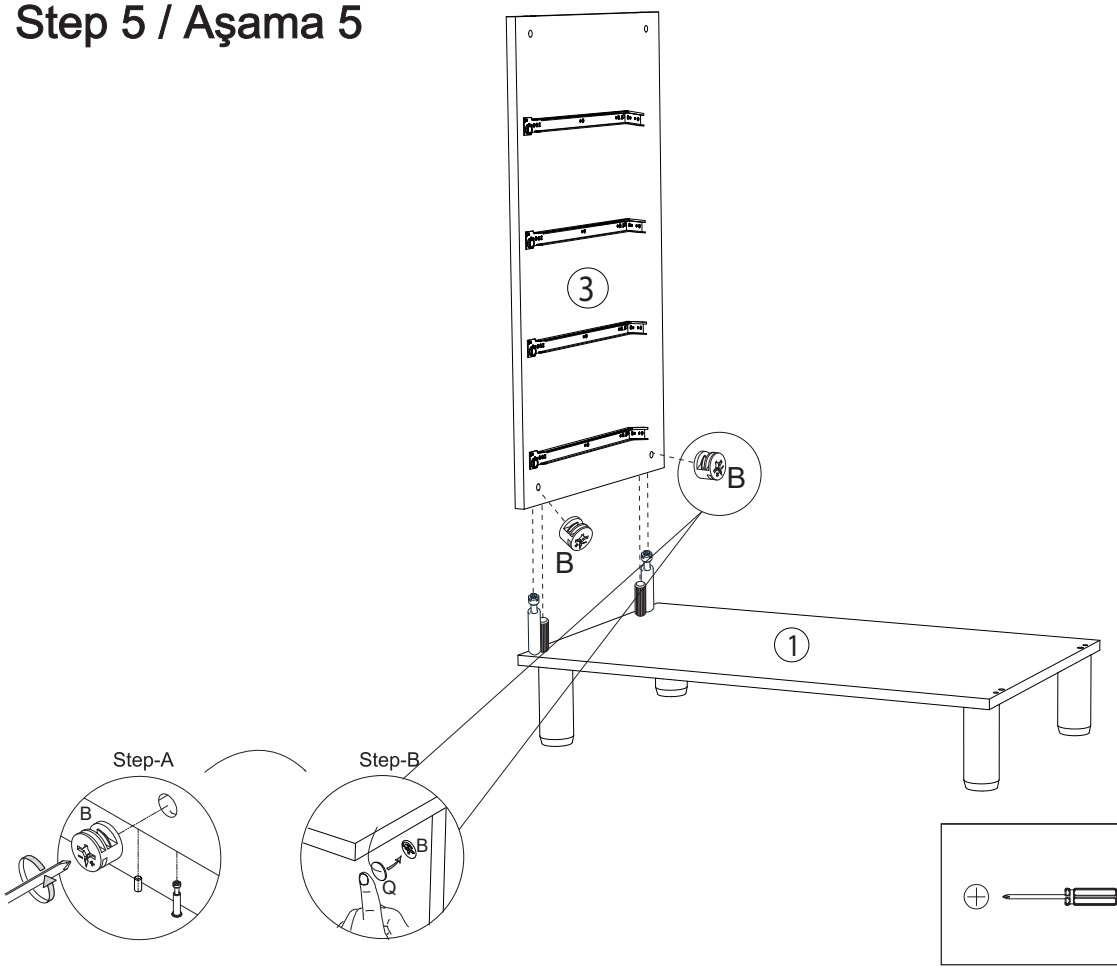

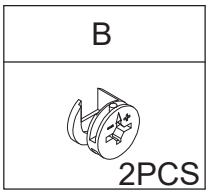

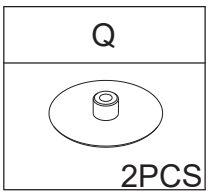

Step 6 / Aşama 6

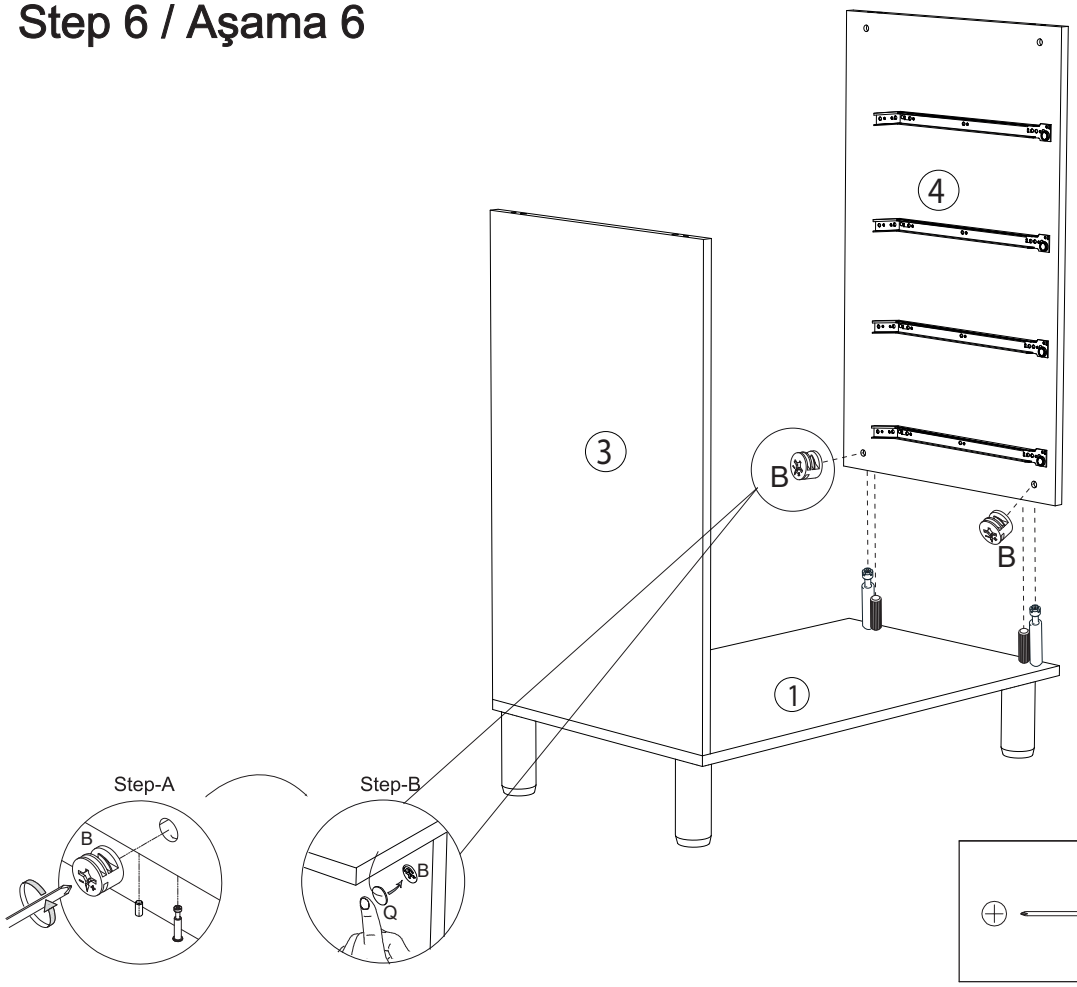

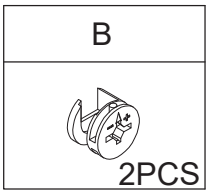

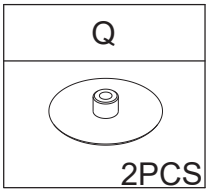

Step 7 / Aşama 7

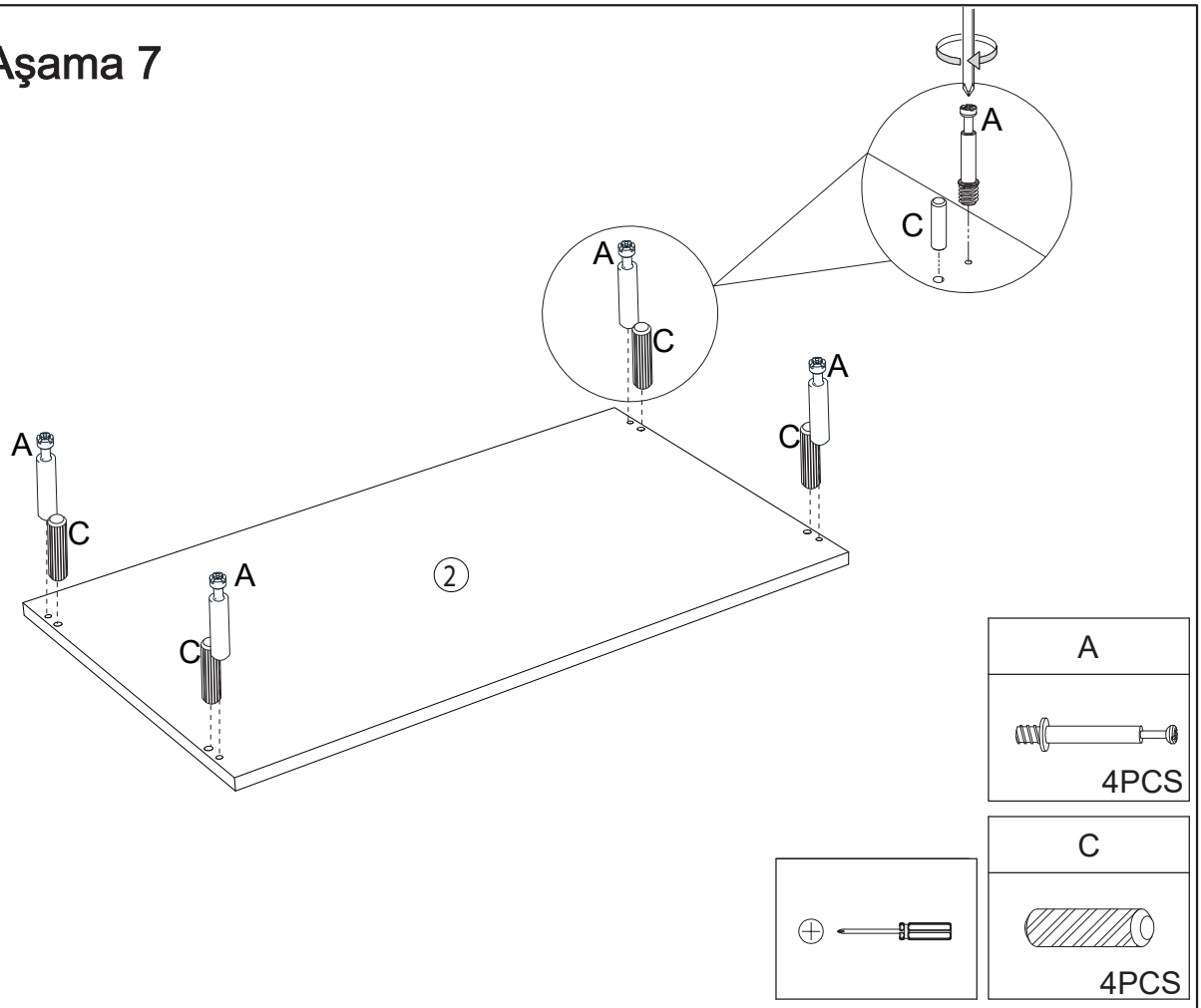

Step 8 / Aşama 8

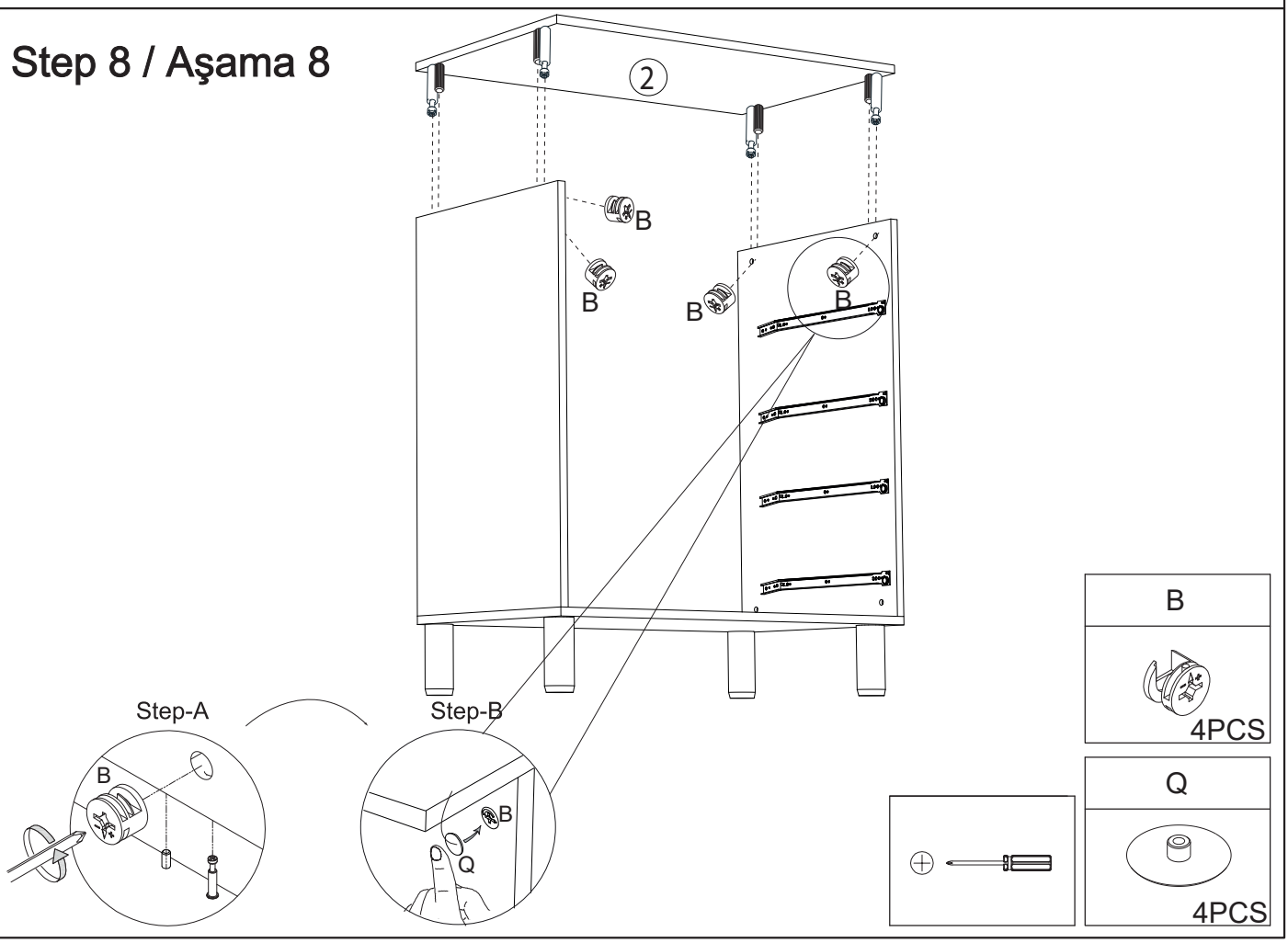

Step 9 / Aşama 9

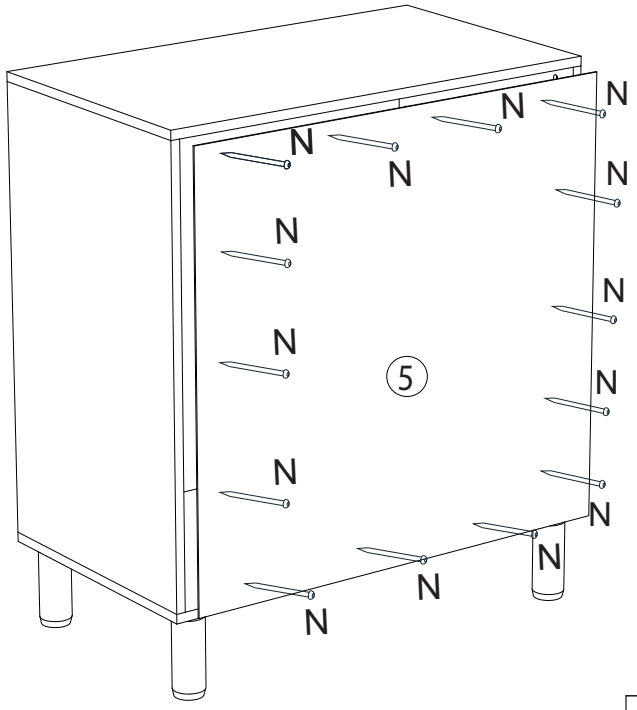

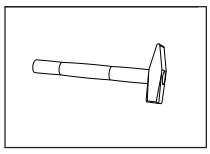

N



14PCS

Step 10 / Aşama 10

4X

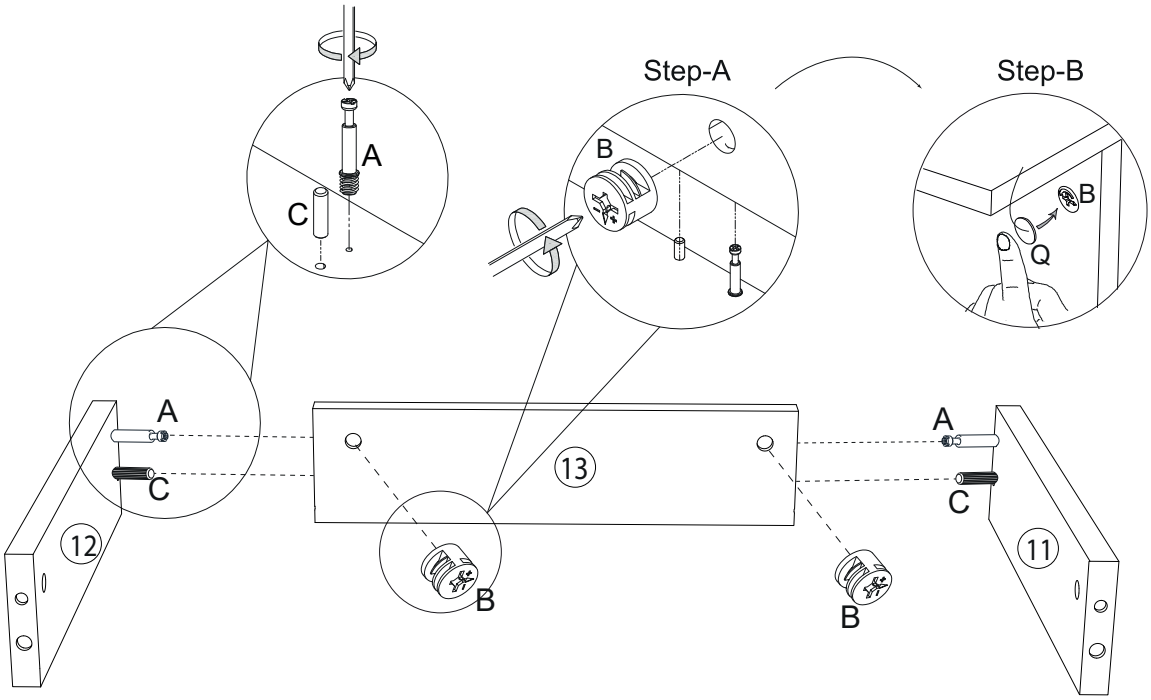

A



8PCS

B



8PCS

C

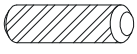

8PCS

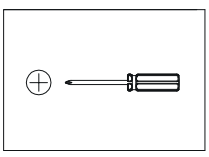

Q

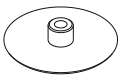

8PCS

Step 11 / Aşama 11

4X

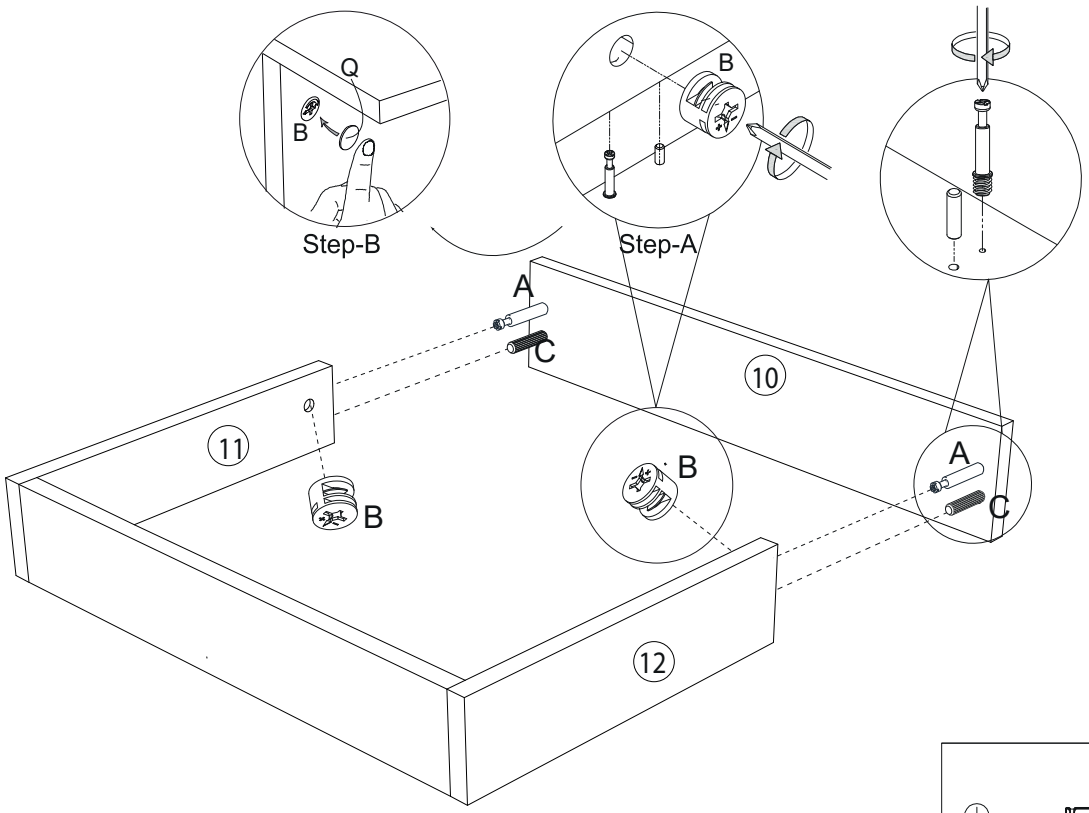

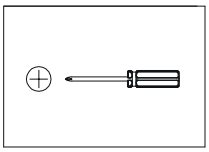

A	B	C	Q
8PCS	8PCS	8PCS	8PCS

Step 12 / Aşama 12

4X

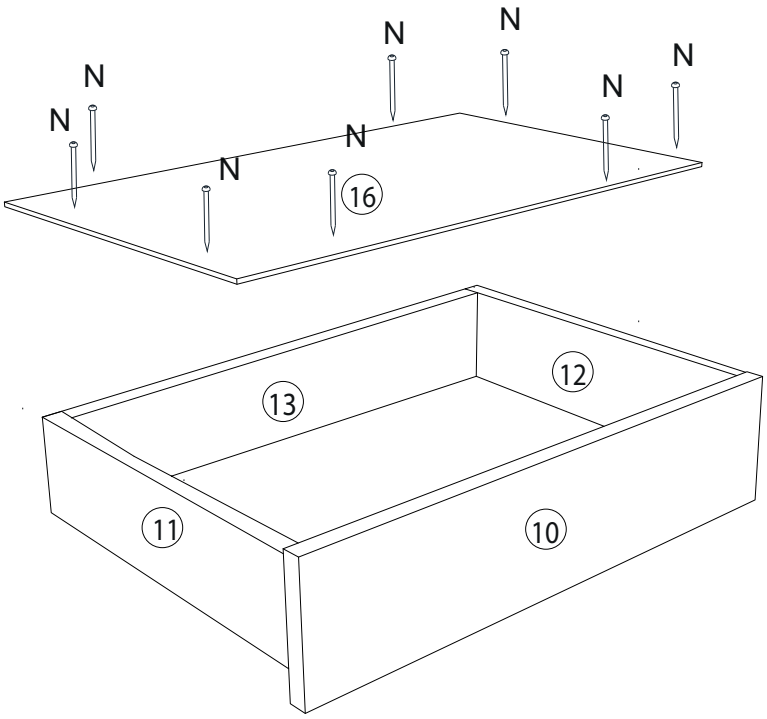

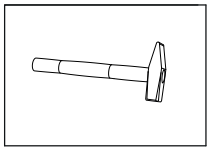

N
32PCS

Step 13 / Aşama 13

4X

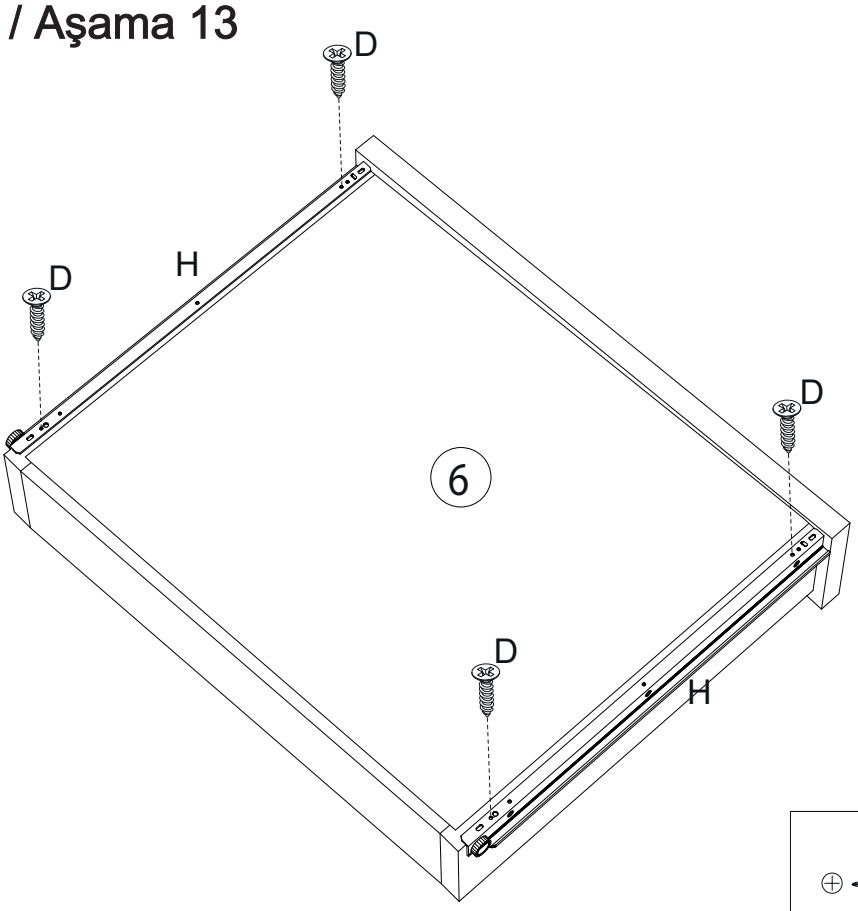

H
8PCS

D
16PCS

Step 14 / Aşama 14

4X

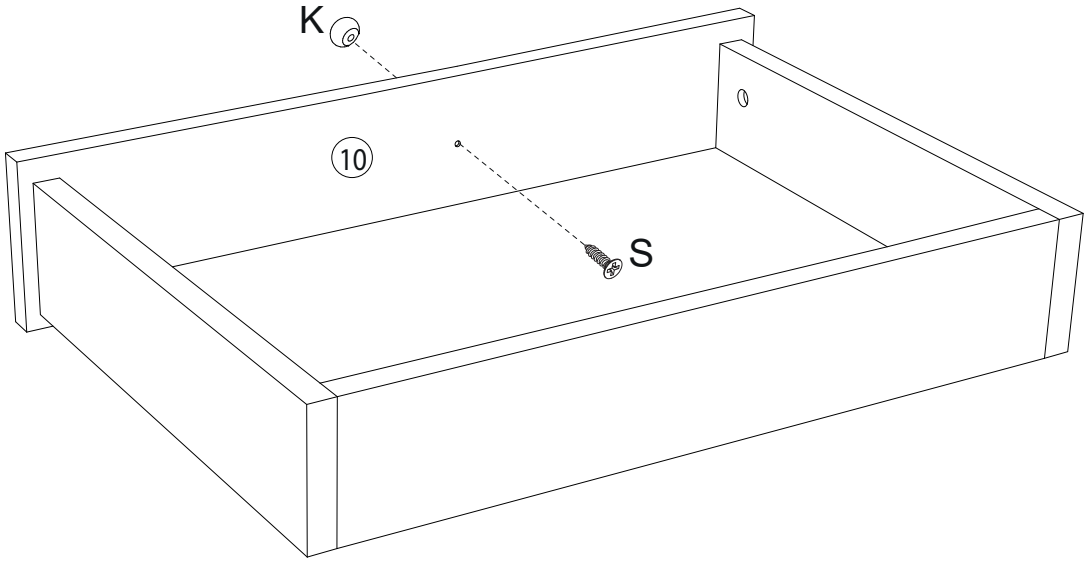

K
4PCS

S
4PCS

Step 15 / Aşama 15

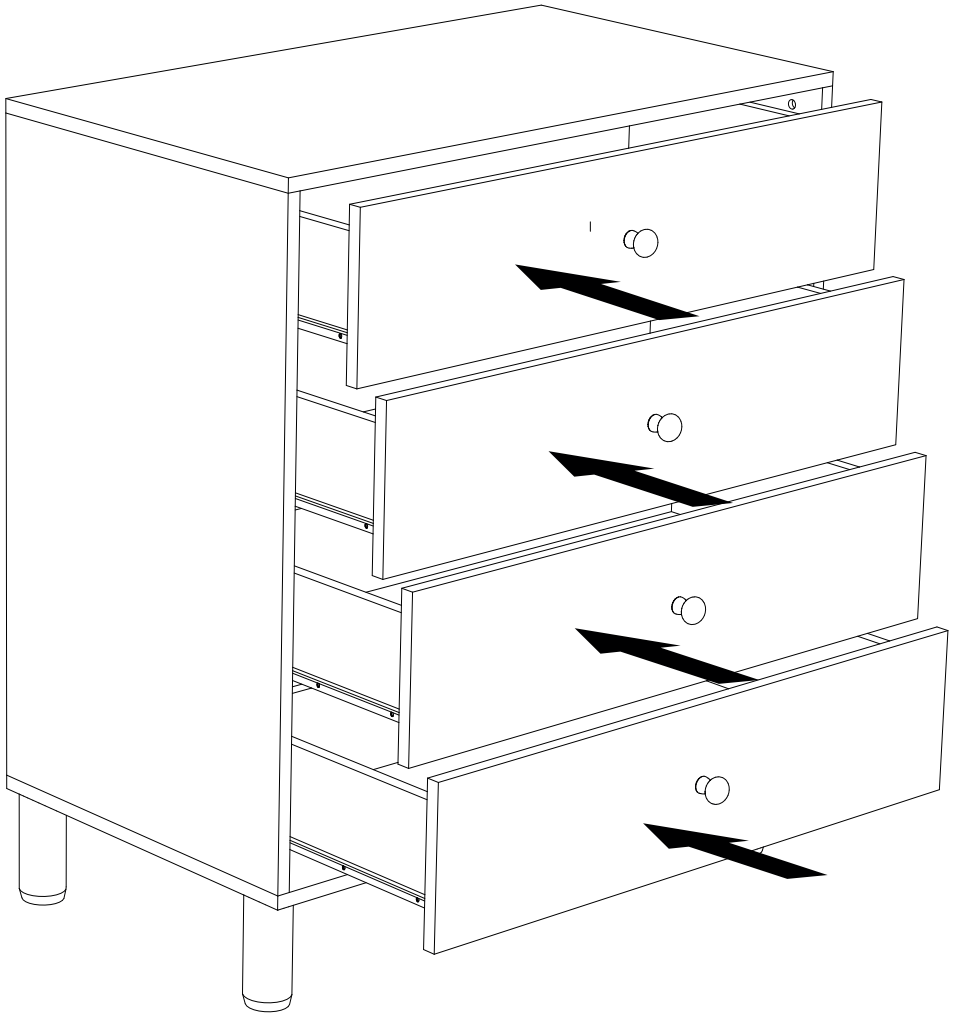



Important information
Read carefully.
Keep this information for further reference.

GB WARNING

Serious or fatal crushing injuries can occur from furniture tip-over. To prevent this furniture from tipping over it must be permanently fixed to the wall.

Fixing devices for the wall are not included since different wall materials require different types of fixing devices. Use fixing devices suitable for the walls in your home. For advice on suitable fixing systems, contact your local specialized dealer.

Wichtige Information
Sorgfältig lesen
Diese Information aufbewahren

DE ACHTUNG

Wenn Möbelstücke umkippen, können ernste oder lebengefährliche Verletzungen durch Einklemmen die Folge sein. Um zu verhindern, dass das Möbelstück umkippt, muss es fest an der Wand verankert werden.

Beschläge für die Wandbefestigung sind nicht beigepackt, da sie von der jeweiligen. Wandbeschaffenheit abhängig sind. Befestigungsbeschläge benutzen, die für die heimischen Wände geeignet sind. Bei diesbezüglichen Fragen den örtlichen Fachhandel zu Rate ziehen.

Informazioni importanti.
Leggi attentamente.
Conserva queste informazioni per ulteriori consultazioni.

IT AVVERTENZA

Se il mobile si ribalta puo causare lesioni da compressione serie o fatali. Per prevenire il rischio che il mobile si ribalti, quest'ultimo deve essere fissato permanentemente alla parete.

Gli accessori per il fissaggio alla parete non sono inclusi perché pareti di materiali diversi richiedono tipi diversi di accessori di fissaggio. Usa sistemi di fissaggio adatti alle pareti della tua casa. Per maggiori dettagli, rivolgiti a un rivenditore specializzato.

Belangrijke informatie
Goed lezen
Bewaar deze informatie voor toekomstig gebruik

NL WAARSCHUWING

Wanneer meubels omvallen, kan er ernstig of levensbedreigend beklemmingsletsel ontstaan. Om te voorkomen dat dit meubel omvalt, dient dit permanent aan de wand te worden bevestigd.

Bevestigingsbeslag voor de wand is niet inbegrepen, aangezien verschillende wandmaterialen verschillende soorten bevestigingsbeslag vereisen. Gebruik bevestigingsbeslag dat geschikt is voor de wanden in je huis. Voor advies over geschikt bevestigingsbeslag, neem contact op met de vakhandel.

Information importante
Alire attentivement.
Conserver ces informations pour un usage ultérieur.

FR AVERTISSEMENT

Risque de blessure grave en cas de chute du meuble. Pour éviter que le meuble ne bascule, il faut le fixer aumur de façon permanente.

Les fixations ne sont pas incluses car leur choix dépend du matériau du mur sur lequel est fixé le meuble. Utilisez des fixations adaptées au matériau du mur. Pour obtenir des conseils sur les fixationsa utiliser, adressez-vous a un revendeur spécialisé.

Važne informacije
Pažljivo pročitajte.
Sačuvajte ove upute za buduće potrebe.

HR UPOZORENJE

Ako se namještaj prevrne može doći do ozbiljnih ili smrtonosnih ozljeda. Kako bi izbjegli prevrtanje, namještaj mora biti pričvršćen na zid.

Pričvrsnici za zid nisu priloženi s obzirom da različite vrste zida zahtjevaju uporabu različitih vrsta pričvrsnika. Upotrijebite pričvrsnike prikladne za zidove vašeg doma. Za savjet o prikladnim vrstama pričvrsnika kontaktirajte lokalnu specijaliziranu trgovinu.

Bitno!
Pažljivo pročitajte!
Sačuvajte za ubuduće.

SRB UPOZORENJE

Mogu nastati ozbiljne povrede usled prevrtanja nameštaja. Da ovaj nameštaj ne bi pao, mora stalno biti pričvršćen za zid.

Nisu dati okovi, tiplovi išrafovi za pričvršćivanje jer se zidovi razlikuju i različiti materijali zahtevaju i različite okove. Upotrebite one koji su pogodni za zidove u vašem domu. Za savet koje okove da upotrebite, obratite se u lokalnoj gvožđari.

Fontos informacio
Kerjuk, olvasd el alaposan, es orizd meg ezt a papirt!

HU FIGYELEM

Abutor felborulasa sulyos, vagy akar vegzetes balesetet okozhat. Ahhoz, hogy ezt megakadalyozd, a butort megfeleloen a falhoz kell rogziteni.

Arogziteshez szukseges kellekek nincsenek a csomagban, mivel a kulonbozo tipusu falakhoz kulonbozo rogzito eszkozokre van szukseg. Mindig a fal tipusanak megfelelo szerelvenyeket hasznalj!A megfelelo rogzitok kivalasztasahoz fordulj segitsegert a szakuzletek munkatarsaihoz!

Важная информация
Внимательно прочитайте.
Сохраните эту информацию.

RU ВНИМАНИЕ

Опрокидывание мебели может привести к серьезным или смертельным телесным повреждениям.Для предотвращения опрокидывания мебель должна быть постоянно прикреплена к стене.

Крепежные средства для крепления к стене не прилагаются,для разных материалов стен требуются различные крепления.Используйте крепежные средства,подходящие для материала стен в Вашем доме.Если Вы не уверены,какой тип креплений подходит к данному материалу, обратитесь в специализированный магазин.

Важна информация
Прочетете внимателно
Запазете тази информация за бъдеща справка.

BY ВНИМАНИЕ

Прекатурването на тази мебел може да причини сериозни или фатални наранявания. За да избегнете тази опасност, закрепете здраво за стената.

Комплектът не включва механизми за прикрепяне към стената, тъй като различните стенни материали изискват различни приспособления. Използвайте механизми за прикрепяне, подходящи за стените в дома ви.Обърнете към специализирантърговецзасъветотносно подходящи монтажни системи.

Önemli bilgi
Dikkatli okuyunuz.
Bu kılavuzu ilerde gerekebilecegi için saklayiniz.

TR UYARI

Mobilyanin devrilmesi sonucu ölümcül veya ciddi yaralanmalar meydana gelebilir. Devrilme riskini önlemek için mobilyanin duvara sabitlenmesi gerekmektedir.

Duvar yapi malzemeleri farklilik gösterebileceginden ,mobilyanin duvara sabitlenmesi için gereken baglanti parçalari ürüne dahil degildir. Evinizin duvar yapi malzemesine uygun baglanti parçalari seçiniz. Duvar yapi malzemenize uygun baglanti parçalari satin almak için en yakin yapi market ya da bir nalbur dükkanindan bilgi alabilirsiniz.