ASSEMBLY INSTRUCTIONS / KURULUM ŞEMASI

bimossa

BUNNY 3K GARDROP 200,6CM
BUNNY 3D WARDROBE 200,6CM

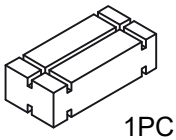

1PC / 2CTNS



"KEEP FOR FUTURE REFERENCE - READ CAREFULLY"

Carton dimensions Karton ölçüleri	Gross weight Brüt ağırlık	Net weight Net ağırlık
1880 x 550 x 70 mm	37.5 kg	36.45 kg
1880 x 430 x 80 mm	30.9 kg	30.4 kg
1260 x 550 x 100 mm	33.3 kg	32.9 kg
310 x 220 x 165 mm	3.0 kg	1.95 kg

AVANT DE COMMENCER,SE REPORTER AUX CONSEILS DE MONTAGE EN ANNEXE

BEFORE STARTING,REFER TO THE ASSEMBLING ADVICE IN ANNEX

VOR DER MONTAGE, BEILIGE ANWEISUNGEN BEFOLGEN.

PRIMA DI COMINCIARE LEGGETE LE ISTRUZIONI DI MONTAGGIO

ANTES DE COMEÇAR,DAR SE AOS CONSELHOS DE MONTAGEM EM ANEXO

ANTES DE EMPEZAR CONSULTE LOS CONSEJOS PARA EL MONTAJE

PRIJE POČETKA POGLEDAJTE ZA SAVJET ZA MONTAŽU U ANEKSU

BAŞLAMADAN ÖNCE, EKTEKİ MONTAJ TALİMATLARINI İNCELEYİNİZ

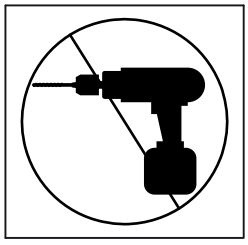

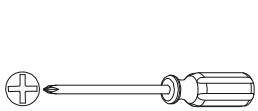



50MN



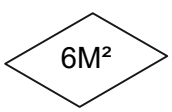

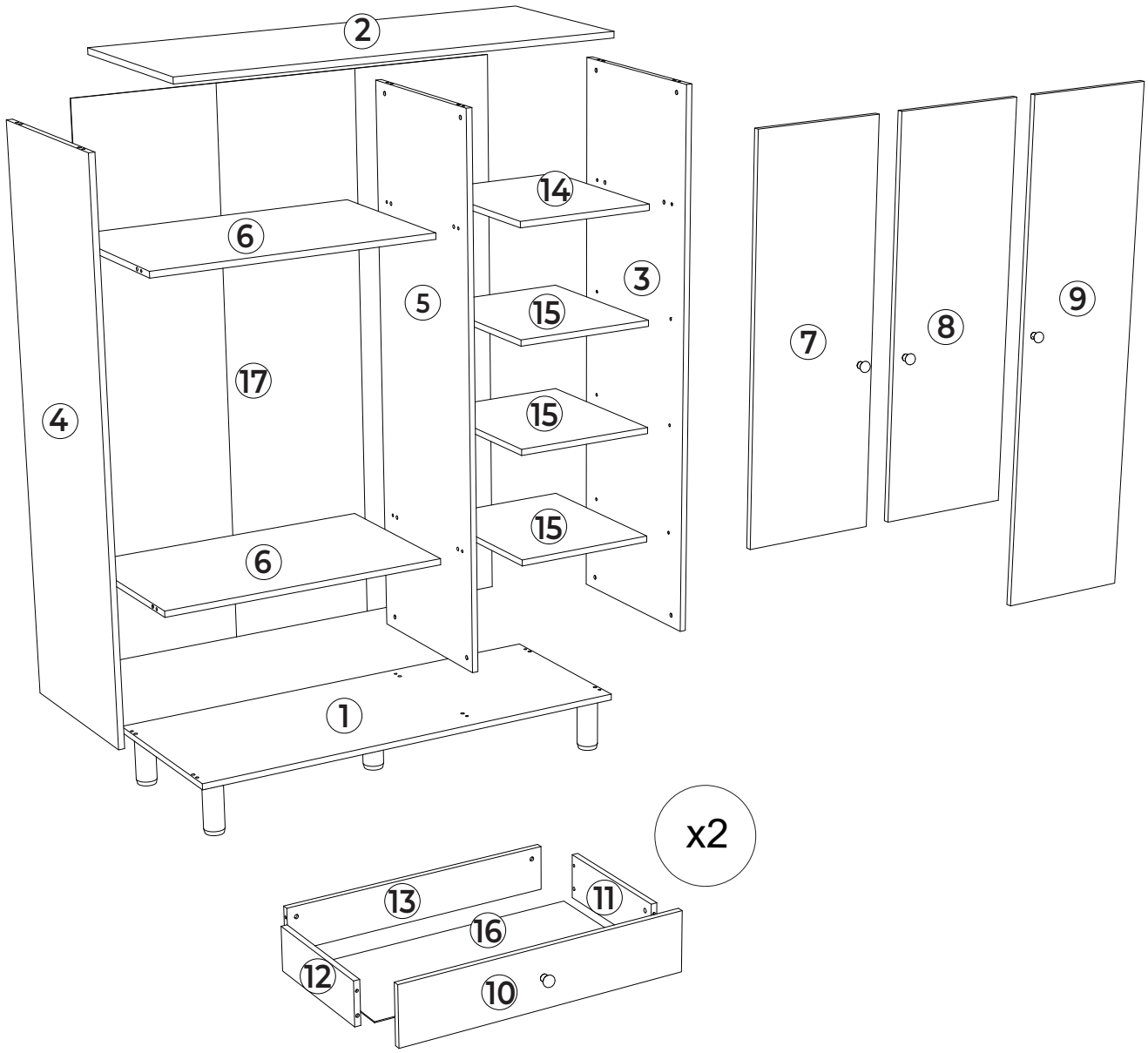

PACKAGE/PAKET 1/4	PACKAGE/PAKET 2/4	PACKAGE/PAKET 3/4	PACKAGE/PAKET 4/4
1 x PIECE 03 1 x PIECE 04 1 x PIECE 05 1 x PIECE 17	1 x PIECE 07 1 x PIECE 08 1 x PIECE 09 2 x PIECES 11 2 x PIECES 12 2 x PIECES 13 2 x PIECES 15	1 x PIECE 01 1 x PIECE 02 2 x PIECES 06 2 x PIECES 10 1 x PIECE 14 1 x PIECE 15 2 x PIECES 16	AYAK Hardware/Aksesuar Assembly Instruction/ Kurulum Şeması

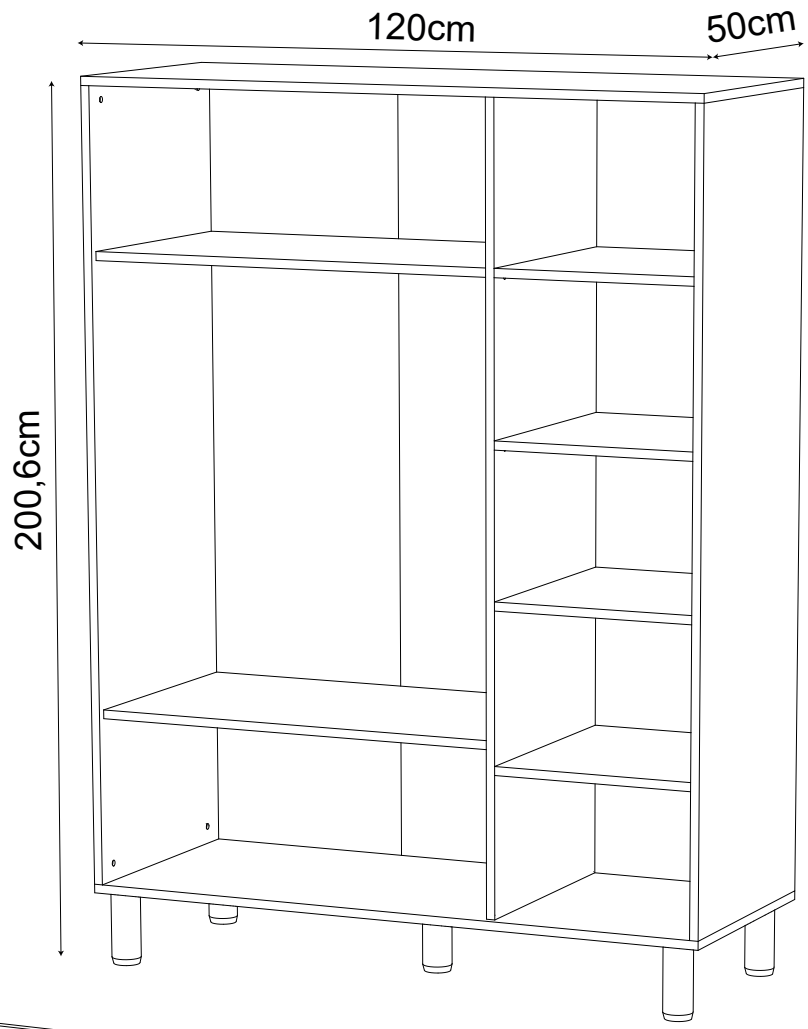
120cm
50cm
200,6cm

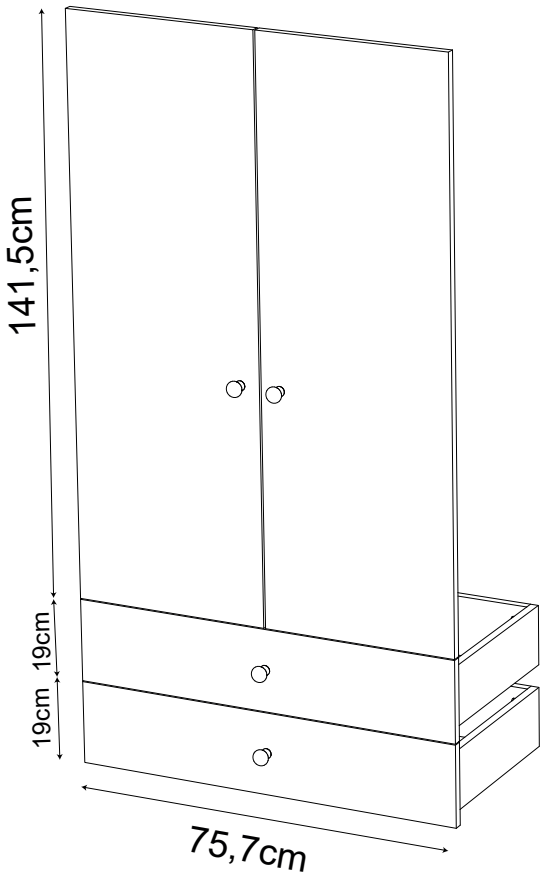
141,5cm
19cm
19cm
75,7cm

PART LIST
PARÇA LİSTESİ

1	2	3	4	5	6
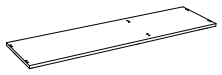 1PC	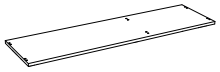 1PC	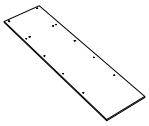 1PC	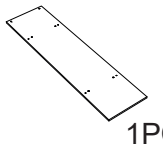 1PC	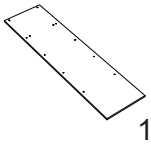 1PC	 1PC
1200x500x18mm	1200x500x18mm	1810x500x18mm	1810x500x18mm	1810x500x18mm	763x475x18mm
7	8	9	10	11	12
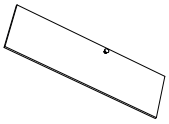 1PC	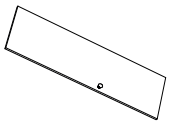 1PC	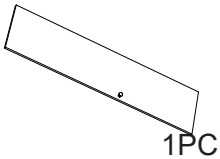 1PC	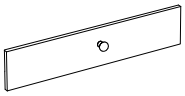 2PCS	 2PCS	 2PCS
1415x379x18mm	1415x379x18mm	1804x379x18mm	757x190x18mm	400x130x18mm	400x130x18mm
13	14	15	16	17	
 2PCS	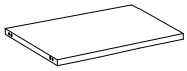 1PC	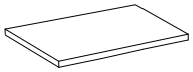 3PCS	 2PCS	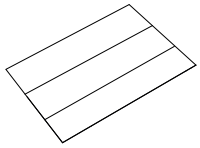 3PCS	
700x130x18mm	382x475x18mm	382x475x18mm	735x405x3mm	1840x398x3mm	

HARDWARE / AKSESUAR

A	B	C	D	E	F
 32PCS	 32PCS	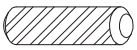 32PCS	 16PCS	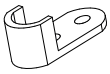 2PCS	1PC
G	**H**	**K**	**R**	**S**	**T**
 4PCS	 4PCS	 5PCS	 60PCS	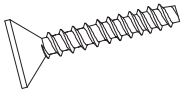 5PCS	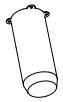 5PCS
Q	**N**	**H3**		**P**	
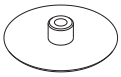 32PCS	 45PCS	H3-A 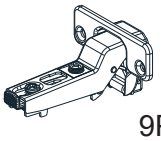 H3-B 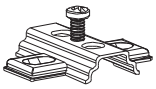 9PCS		 12PCS	

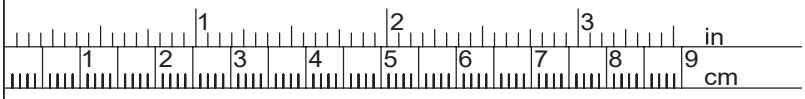

A x 32	6 x 45
C x 32	8 x 30
S x 5	4 x 22
R x 60	4 x 20
D x 16	3 x 16

Step 1 / Aşama 1

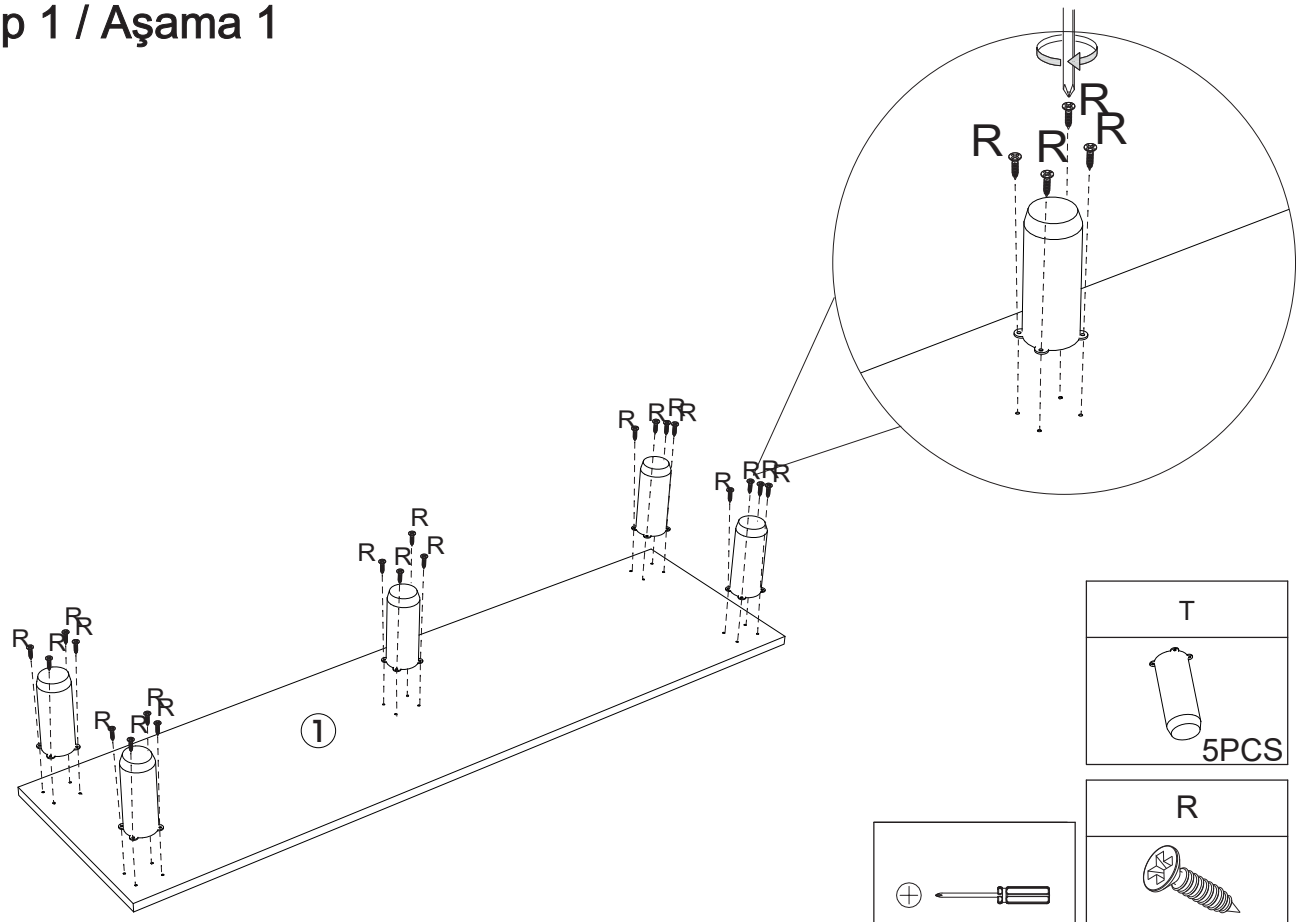

Step 2 / Aşama 2

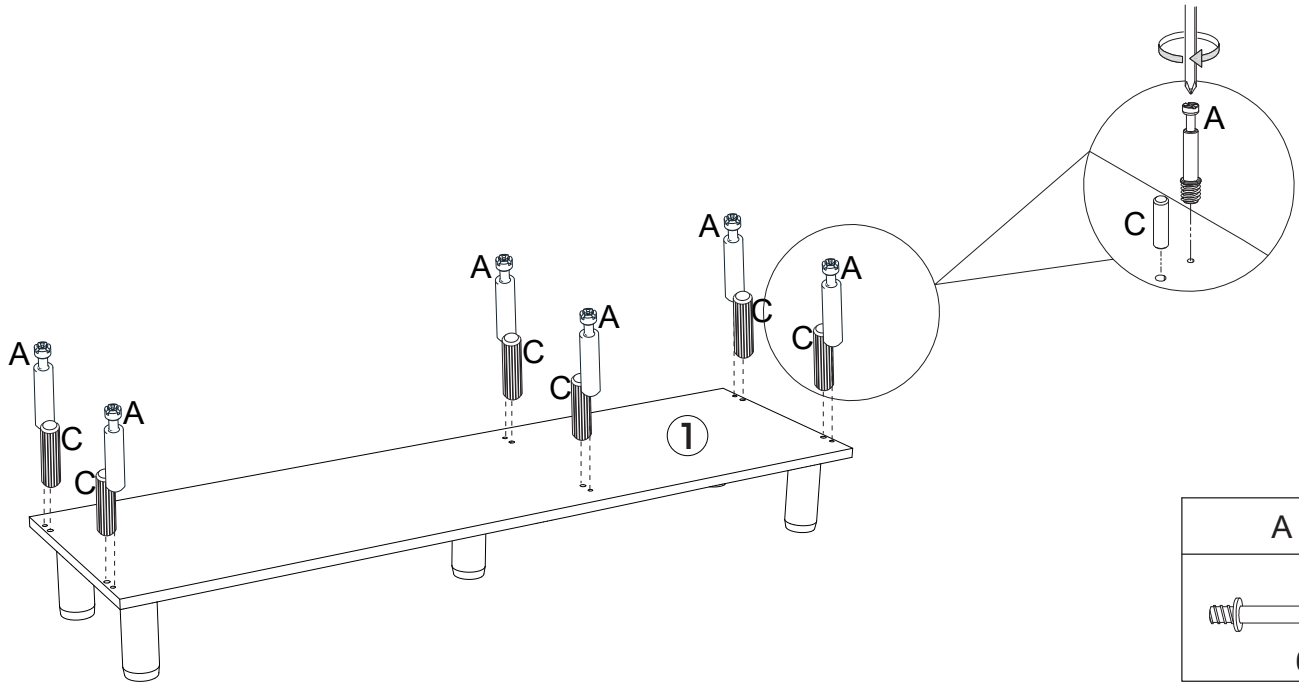

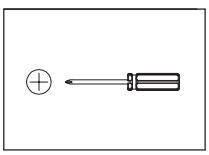

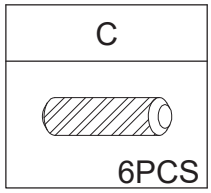

Step 3 / Aşama 3

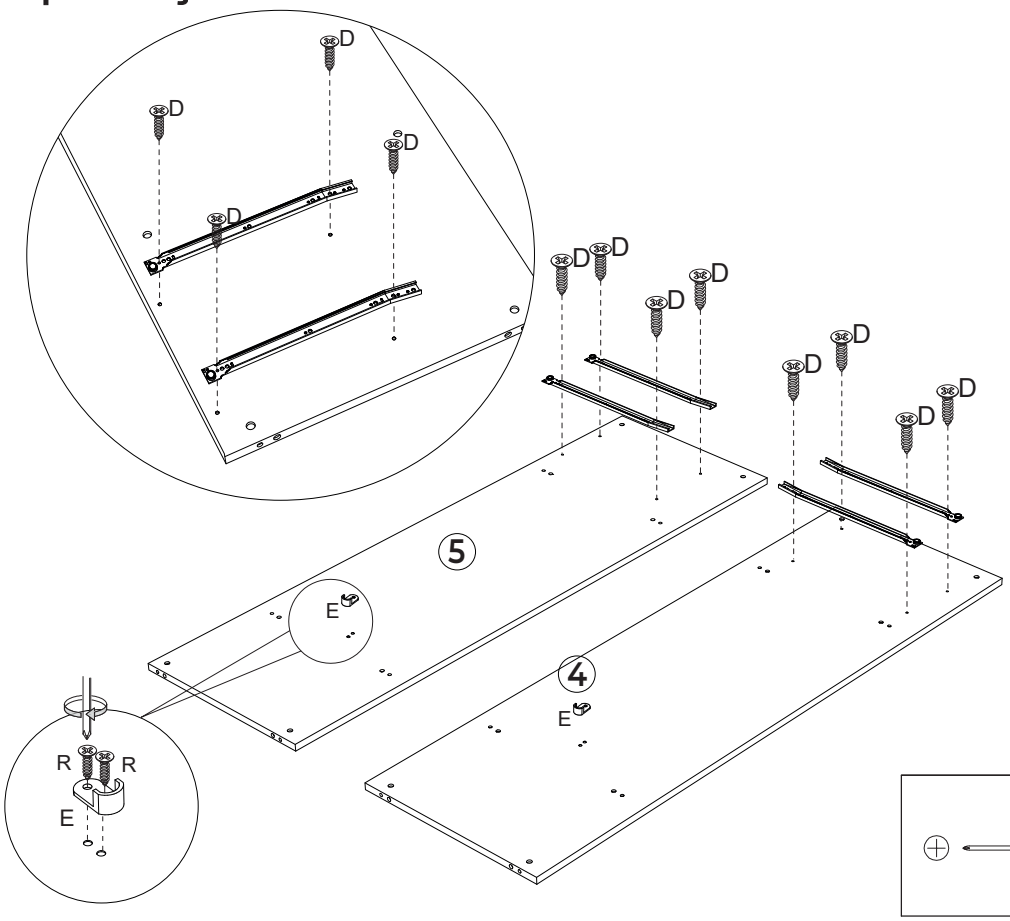

A	C	G	D	R
6PCS	6PCS	4PCS	8PCS	4PCS

Step 4 / Aşama 4

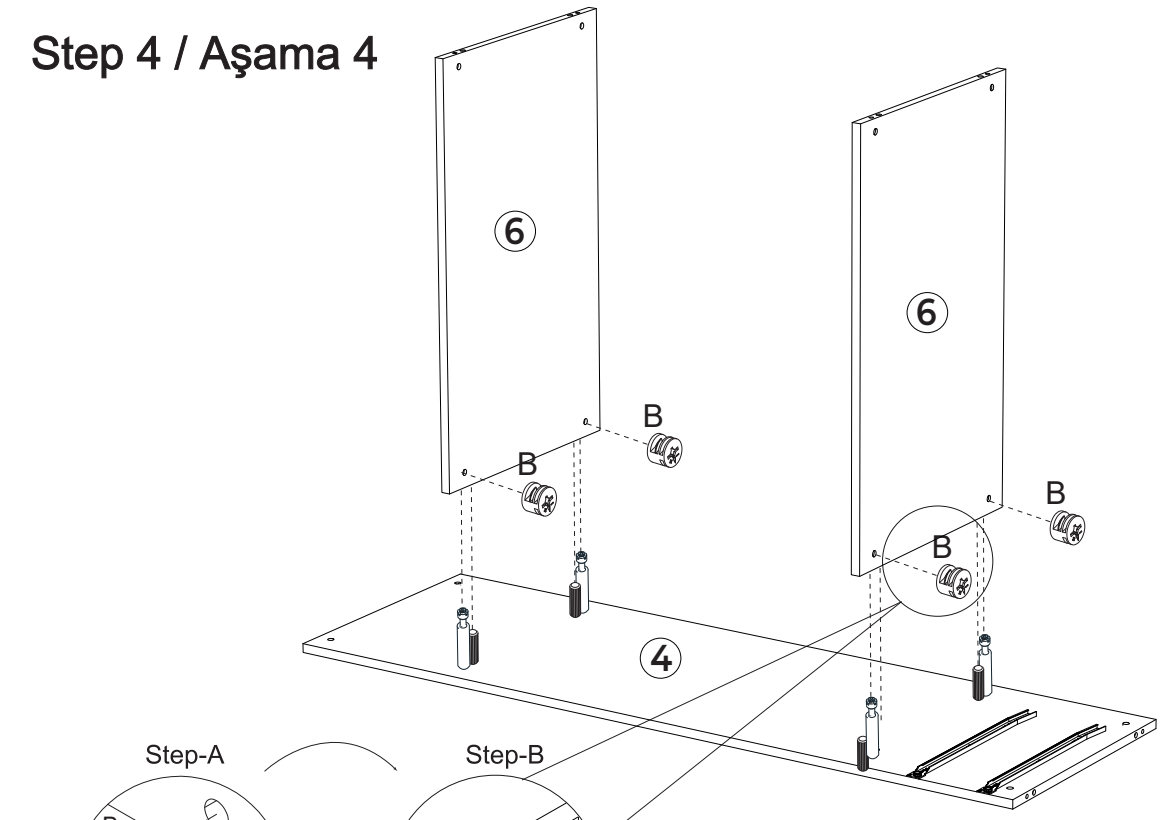

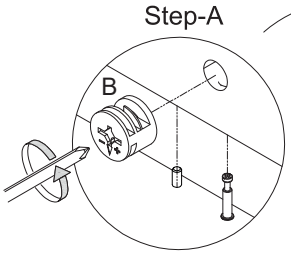

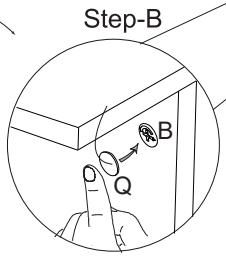

B	Q
4PCS	4PCS

Step 5 / Aşama 5

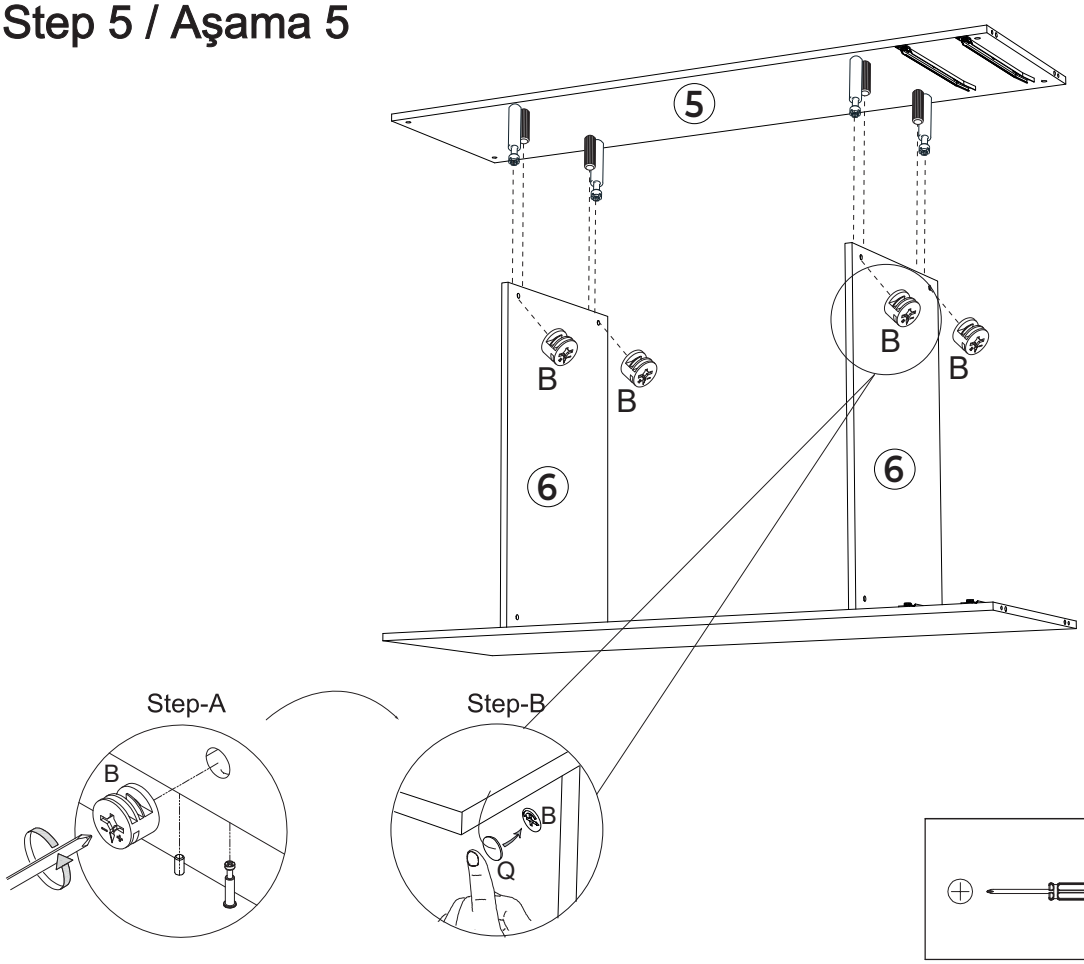

B



4PCS

Q

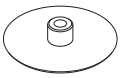

4PCS

Step 6 / Aşama 6

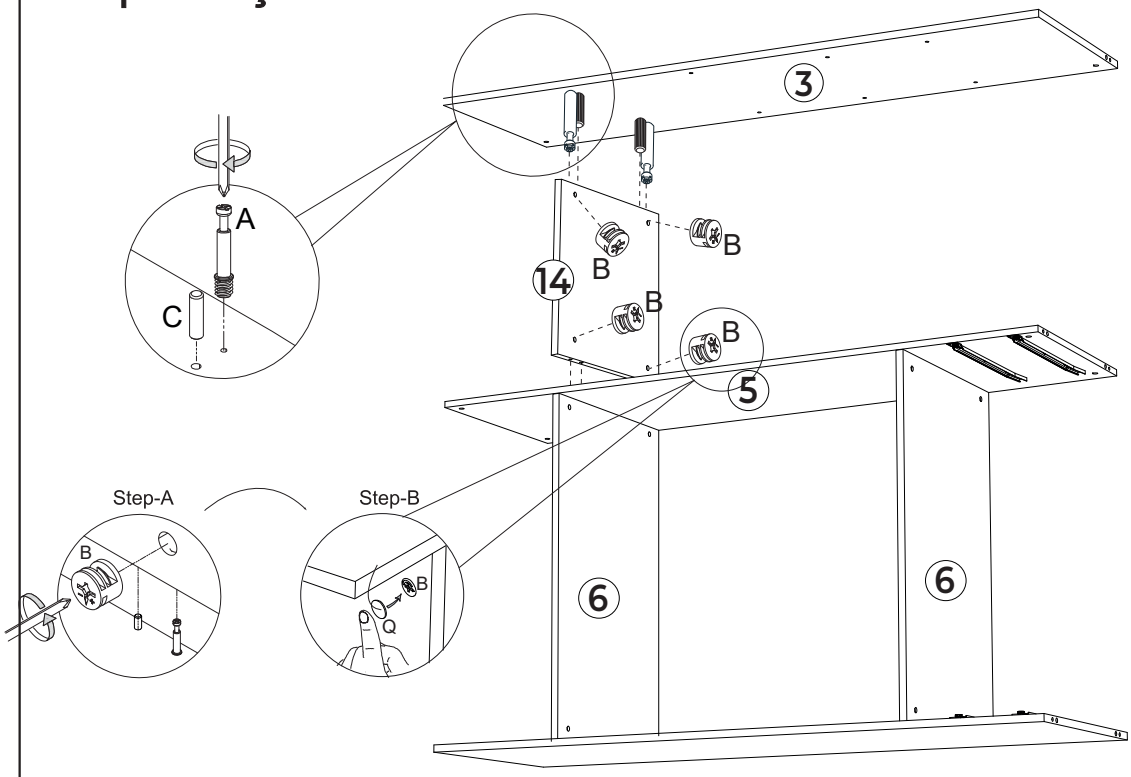

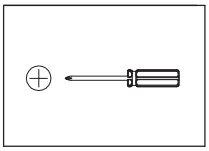

A

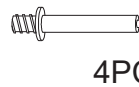

4PCS

B



4PCS

C

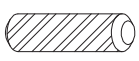

4PCS

Q

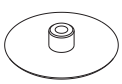

4PCS

Step 7 / Aşama 7

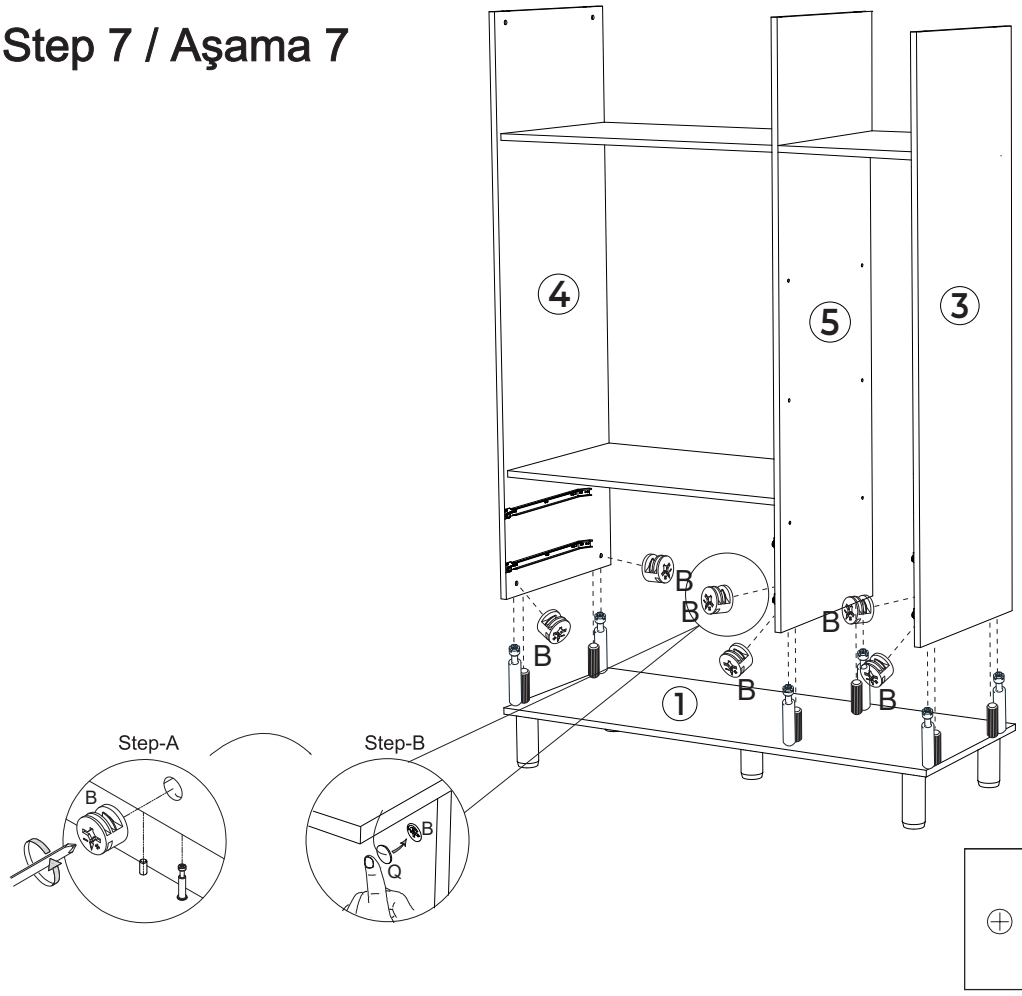

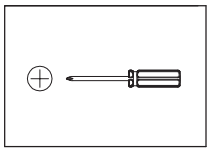

B	Q
6PCS	6PCS

Step 8 / Aşama 8

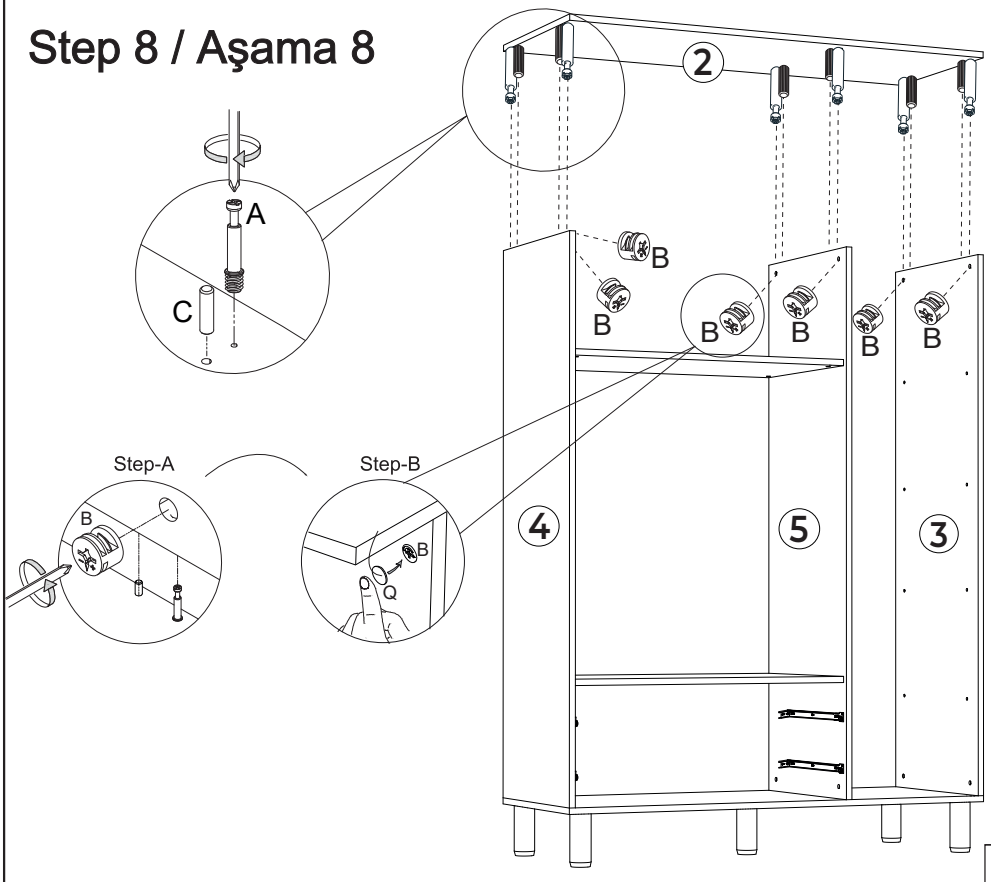

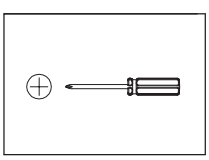

B	Q
2PCS	2PCS

Step 9 / Aşama 9

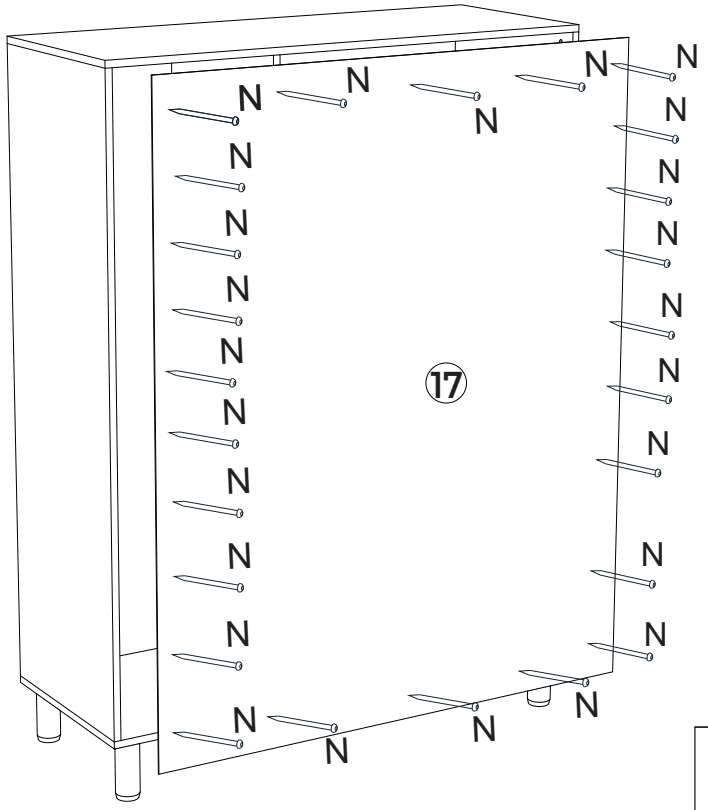

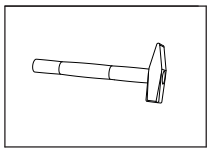

N



25PCS

Step 10 / Aşama 10

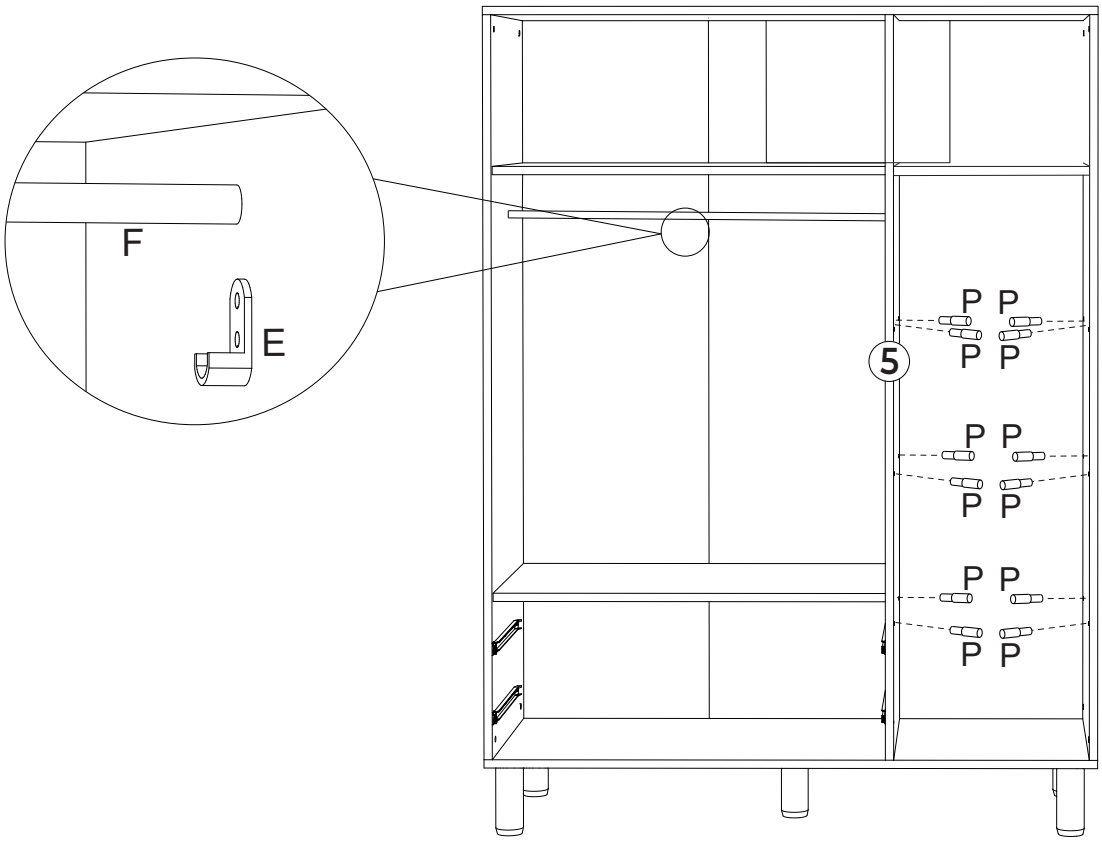

F

1PC

P

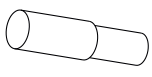

16PCS

Step 11 / Aşama 11



Step 12 / Aşama 12

2X

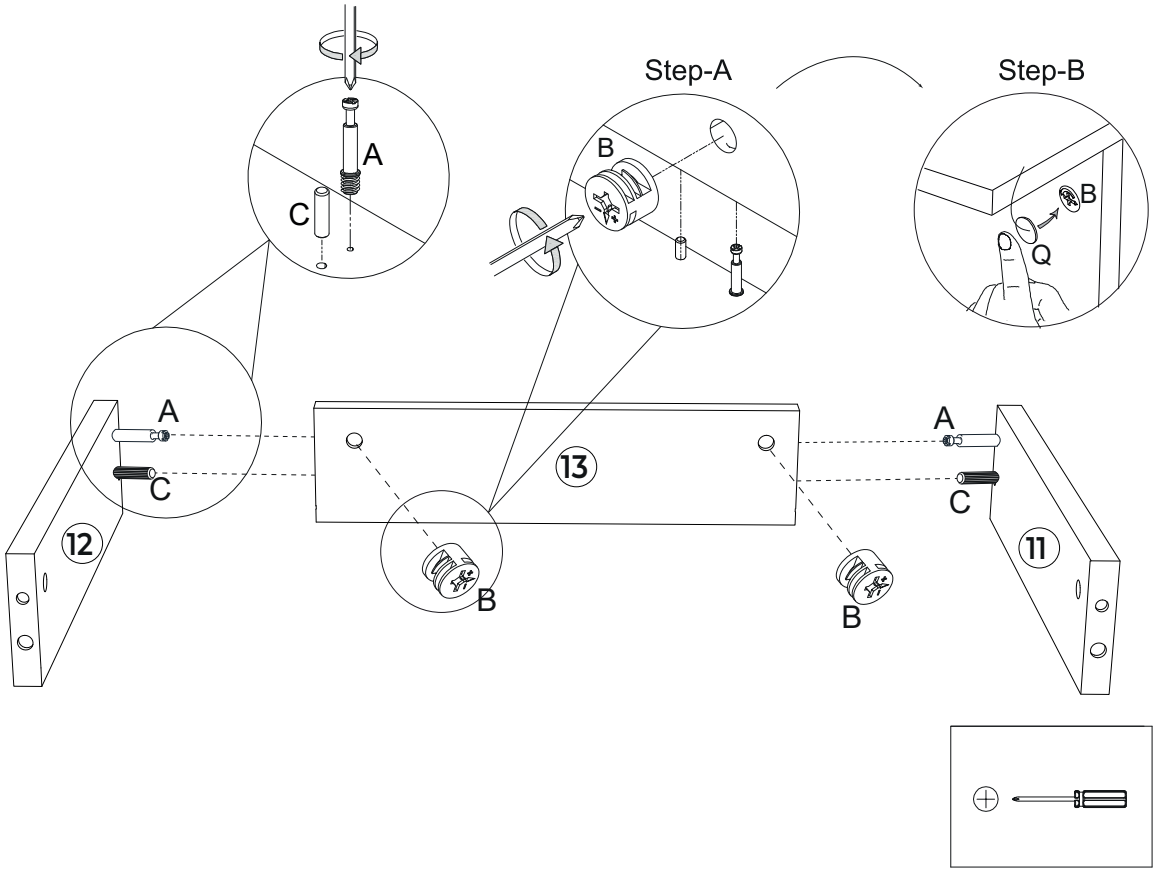

A	
	4PCS

B	
	4PCS

C	
	4PCS

Q	
	4PCS

Step 13 / Aşama 13

2X

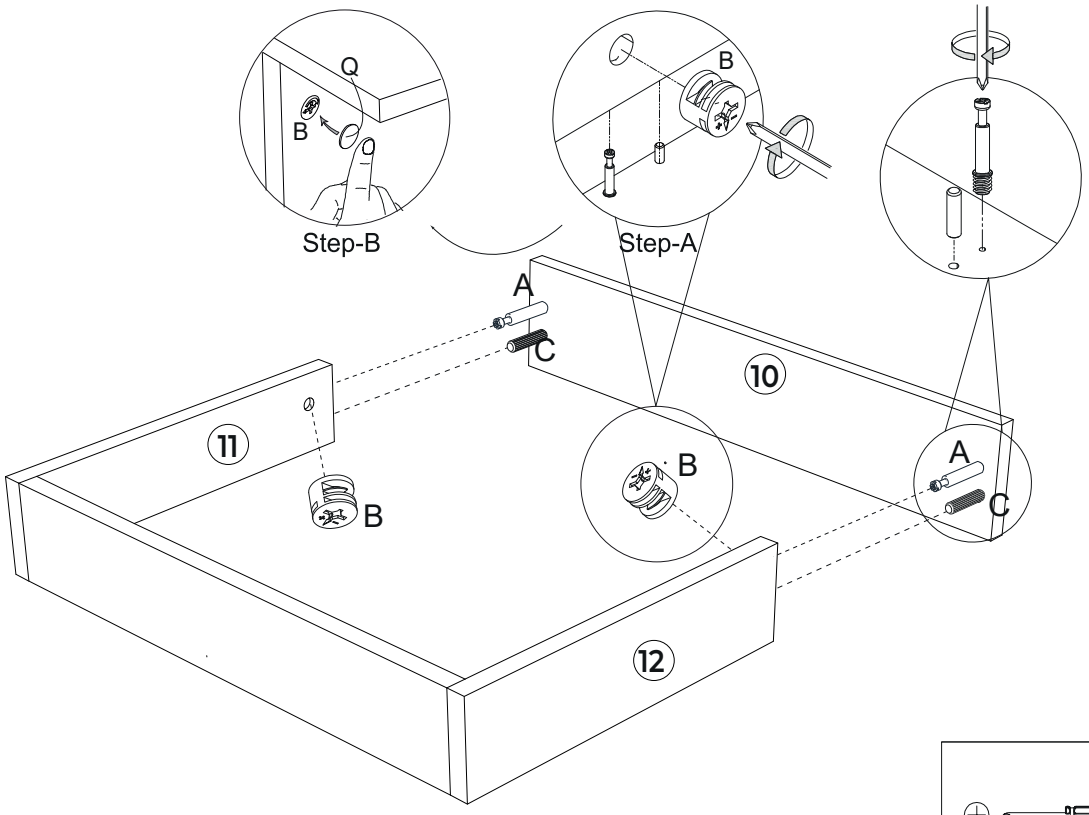

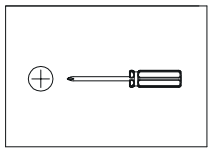

A



4PCS

B



4PCS

C



4PCS

Q

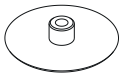

Step 14 / Aşama 14

2X

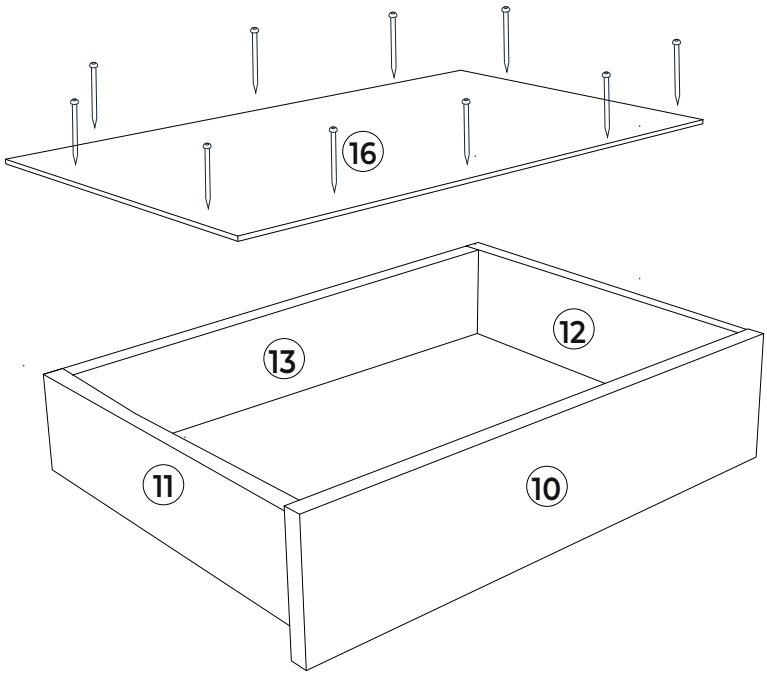

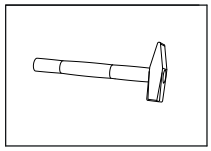

N



20PCS

Step 13 / Aşama 13

2X

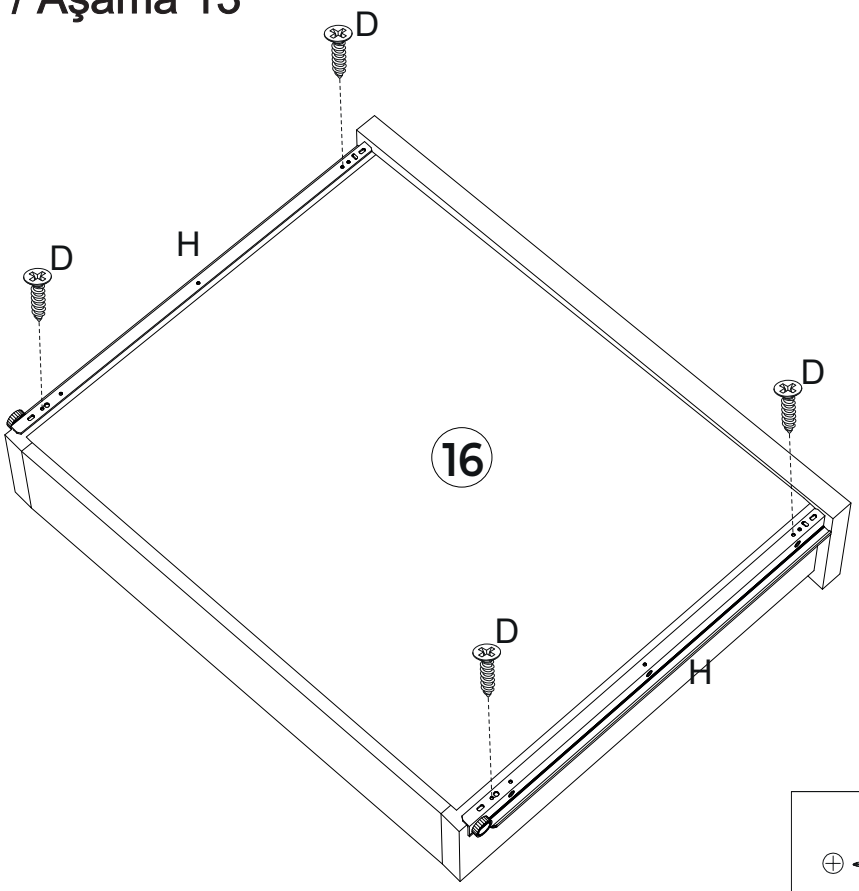

H
4PCS

D
8PCS

Step 14 / Aşama 14

2X

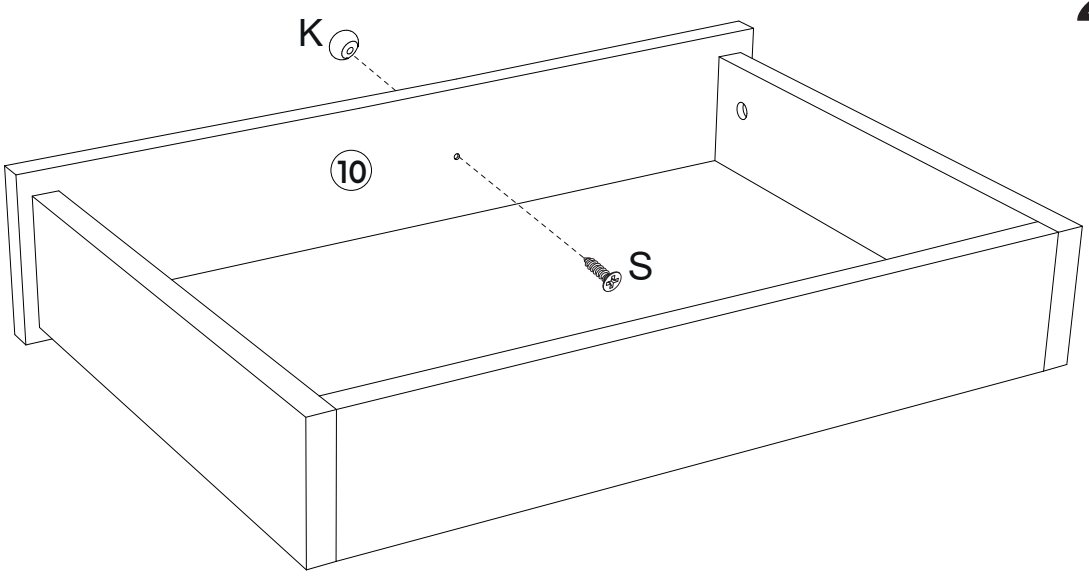

K
2PCS

S
2PCS

Step 13 / Aşama 13

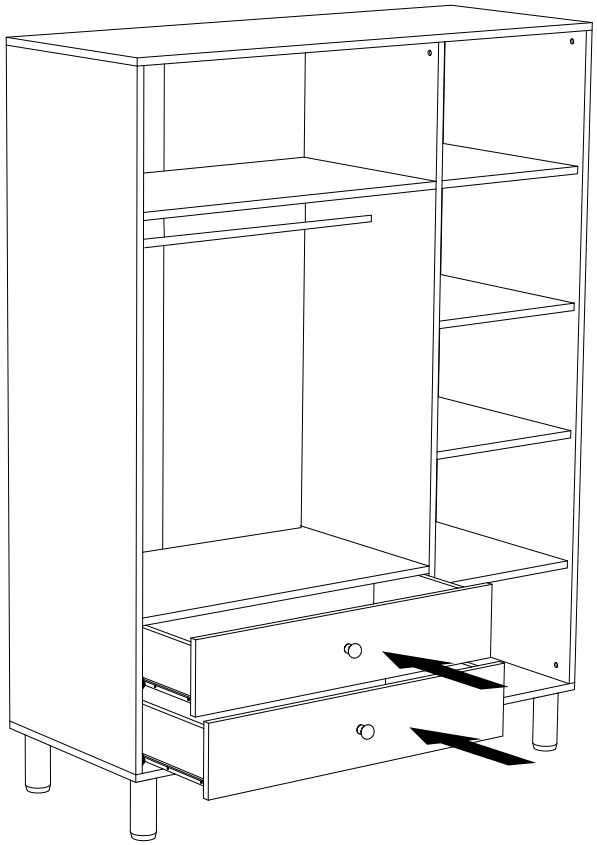

Step 14 / Aşama 14

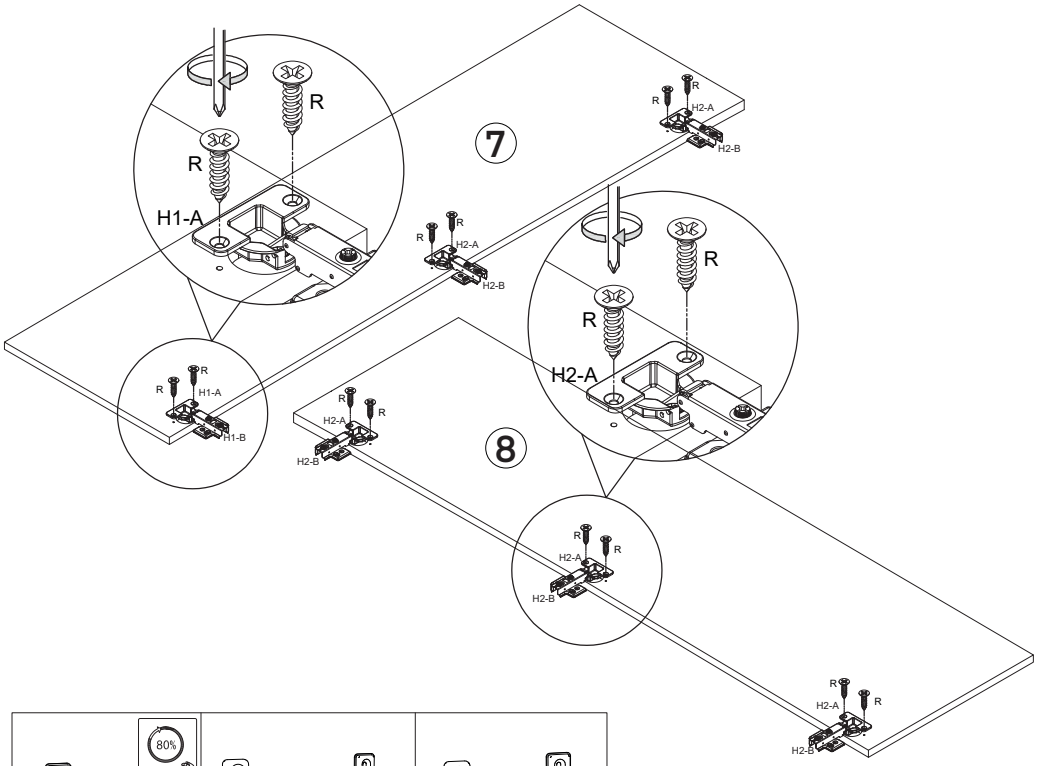

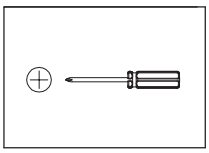

R

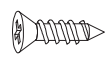

12PCS

H2

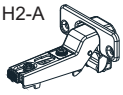

3PCS

H3

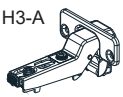

3PCS

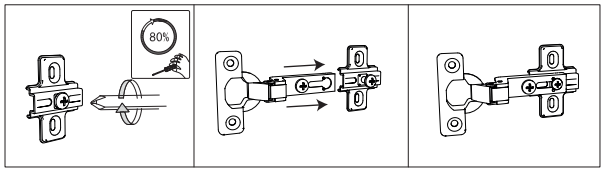

Step 13 / Aşama 13

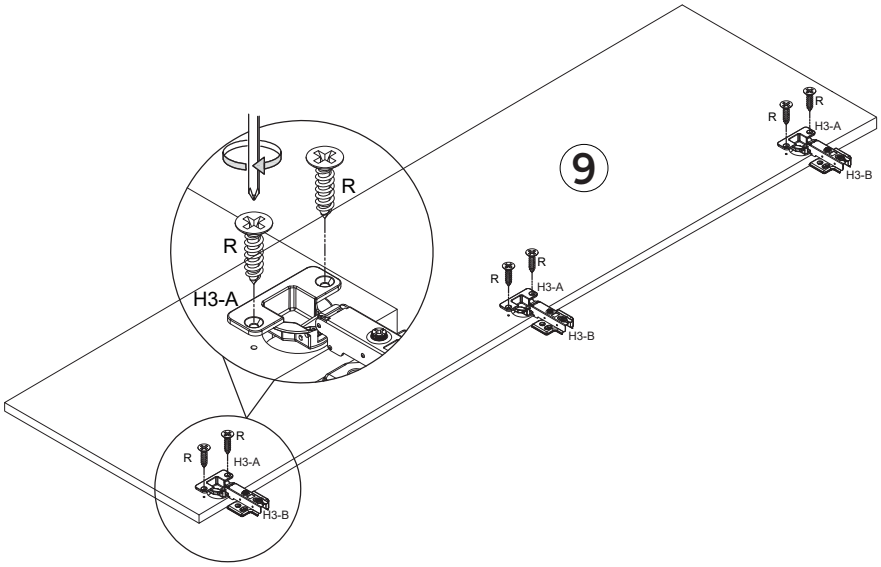

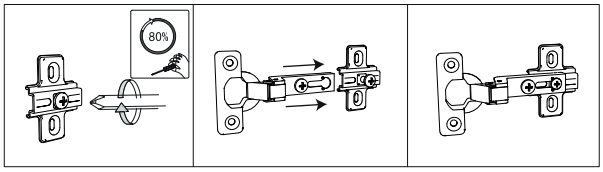

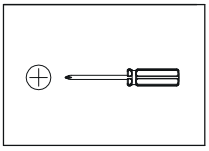

R



6PCS

H3

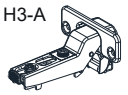

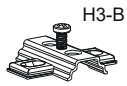

3PCS

Step 14 / Aşama 14

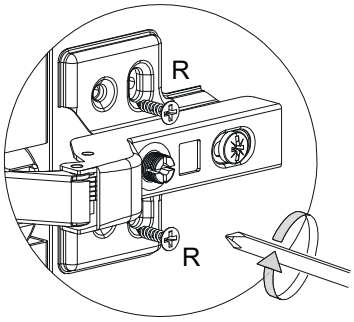

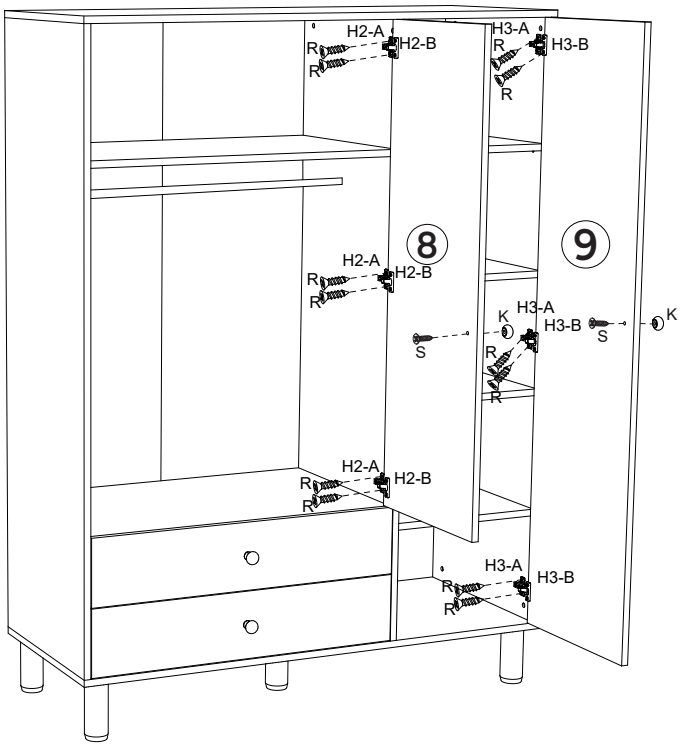

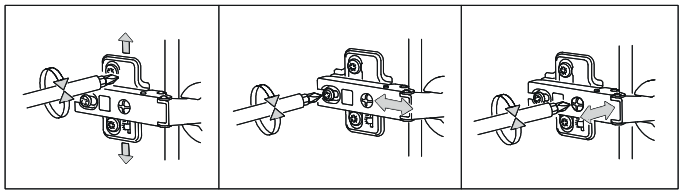

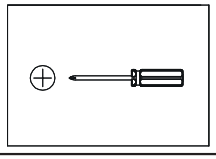

K



2PCS

S



2PCS

R



12PCS

Step 13 / Aşama 13

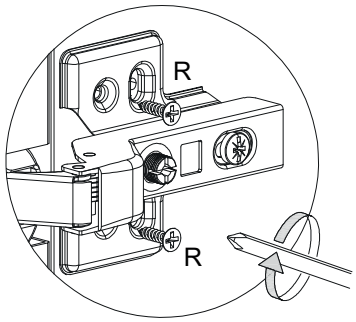

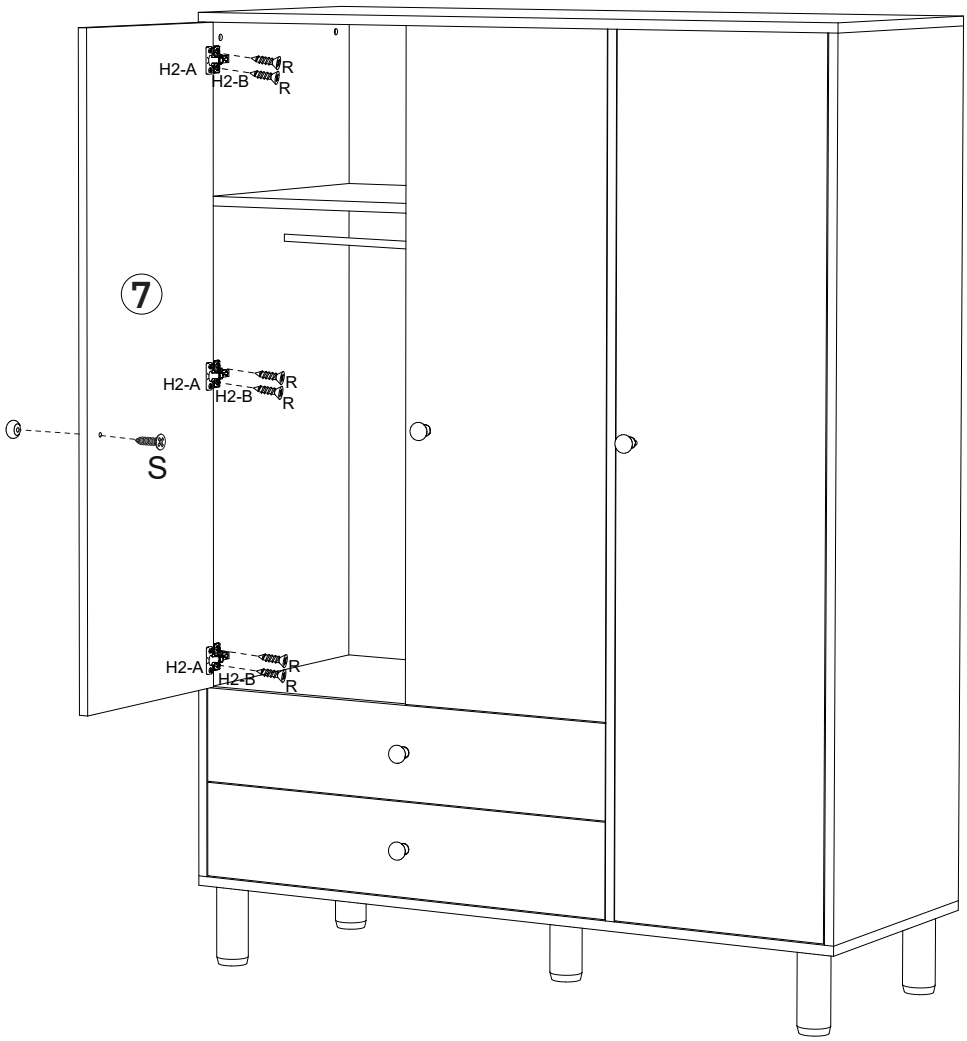

K
1PC

S
1PC

R
8PCS

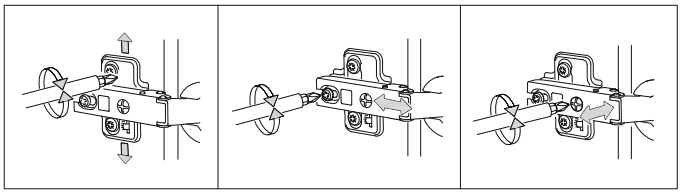

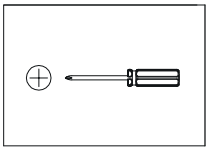



Important information
Read carefully.
Keep this information for further reference.

GB WARNING

Serious or fatal crushing injuries can occur from furniture tip-over. To prevent this furniture from tipping over it must be permanently fixed to the wall.

Fixing devices for the wall are not included since different wall materials require different types of fixing devices. Use fixing devices suitable for the walls in your home. For advice on suitable fixing systems, contact your local specialized dealer.

Wichtige Information
Sorgfältig lesen
Diese Information aufbewahren

DE ACHTUNG

Wenn Möbelstücke umkippen, können ernste oder lebengefährliche Verletzungen durch Einklemmen die Folge sein. Um zu verhindern, dass das Möbelstück umkippt, muss es fest an der Wand verankert werden.

Beschläge für die Wandbefestigung sind nicht beigepackt, da sie von der jeweiligen. Wandbeschaffenheit abhängig sind. Befestigungsbeschläge benutzen, die für die heimischen Wände geeignet sind. Bei diesbezüglichen Fragen den örtlichen Fachhandel zu Rate ziehen.

Informazioni importanti.
Leggi attentamente.
Conserva queste informazioni per ulteriori consultazioni.

IT AVVERTENZA

Se il mobile si ribalta puo causare lesioni da compressione serie o fatali. Per prevenire il rischio che il mobile si ribalti, quest'ultimo deve essere fissato permanentemente alla parete.

Gli accessori per il fissaggio alla parete non sono inclusi perché pareti di materiali diversi richiedono tipi diversi di accessori di fissaggio. Usa sistemi di fissaggio adatti alle pareti della tua casa. Per maggiori dettagli, rivolgiti a un rivenditore specializzato.

Belangrijke informatie
Goed lezen
Bewaar deze informatie voor toekomstig gebruik

NL WAARSCHUWING

Wanneer meubels omvallen, kan er ernstig of levensbedreigend beklemmingsletsel ontstaan. Om te voorkomen dat dit meubel omvalt, dient dit permanent aan de wand te worden bevestigd.

Bevestigingsbeslag voor de wand is niet inbegrepen, aangezien verschillende wandmaterialen verschillende soorten bevestigingsbeslag vereisen. Gebruik bevestigingsbeslag dat geschikt is voor de wanden in je huis. Voor advies over geschikt bevestigingsbeslag, neem contact op met de vakhandel.

Information importante
Alire attentivement.
Conserver ces informations pour un usage ultérieur.

FR AVERTISSEMENT

Risque de blessure grave en cas de chute du meuble. Pour éviter que le meuble ne bascule, il faut le fixer aumur de façon permanente.

Les fixations ne sont pas incluses car leur choix dépend du matériau du mur sur lequel est fixé le meuble. Utilisez des fixations adaptées au matériau du mur. Pour obtenir des conseils sur les fixationsa utiliser, adressez-vous a un revendeur spécialisé.

Važne informacije
Pažljivo pročitajte.
Sačuvajte ove upute za buduće potrebe.

HR UPOZORENJE

Ako se namještaj prevrne može doći do ozbiljnih ili smrtonosnih ozljeda. Kako bi izbjegli prevrtanje, namještaj mora biti pričvršćen na zid.

Pričvrsnici za zid nisu priloženi s obzirom da različite vrste zida zahtjevaju uporabu različitih vrsta pričvrsnika. Upotrijebite pričvrsnike prikladne za zidove vašeg doma. Za savjet o prikladnim vrstama pričvrsnika kontaktirajte lokalnu specijaliziranu trgovinu.

Bitno!
Pažljivo pročitajte!
Sačuvajte za ubuduće.

SRB UPOZORENJE

Mogu nastati ozbiljne povrede usled prevrtanja nameštaja. Da ovaj nameštaj ne bi pao, mora stalno biti pričvršćen za zid.

Nisu dati okovi, tiplovi išrafovi za pričvršćivanje jer se zidovi razlikuju i različiti materijali zahtevaju i različite okove. Upotrebite one koji su pogodni za zidove u vašem domu. Za savet koje okove da upotrebite, obratite se u lokalnoj gvožđari.

Fontos informacio
Kerjuk, olvasd el alaposan, es orizd meg ezt a papirt!

HU FIGYELEM

Abutor felborulasa sulyos, vagy akar vegzetes balesetet okozhat. Ahhoz, hogy ezt megakadalyozd, a butort megfeleloen a falhoz kell rogziteni.

Arogziteshez szukseges kellekek nincsenek a csomagban, mivel a kulonbozo tipusu falakhoz kulonbozo rogzito eszkozokre van szukseg. Mindig a fal tipusanak megfelelo szerelvenyeket hasznalj!A megfelelo rogzitok kivalasztasahoz fordulj segitsegert a szakuzletek munkatarsaihoz!

Важная информация
Внимательно прочитайте.
Сохраните эту информацию.

RU ВНИМАНИЕ

Опрокидывание мебели может привести к серьезным или смертельным телесным повреждениям.Для предотвращения опрокидывания мебель должна быть постоянно прикреплена к стене.

Крепежные средства для крепления к стене не прилагаются,для разных материалов стен требуются различные крепления.Используйте крепежные средства,подходящие для материала стен в Вашем доме.Если Вы не уверены,какой тип креплений подходит к данному материалу, обратитесь в специализированный магазин.

Важна информация
Прочетете внимателно
Запазете тази информация за бъдеща справка.

BY ВНИМАНИЕ

Прекатурването на тази мебел може да причини сериозни или фатални наранявания. За да избегнете тази опасност, закрепете здраво за стената.

Комплектът не включва механизми за прикрепяне към стената, тъй като различните стенни материали изискват различни приспособления. Използвайте механизми за прикрепяне, подходящи за стените в дома ви.Обърнете към специализирантърговецзасъветотносно подходящи монтажни системи.

Önemli bilgi
Dikkatli okuyunuz.
Bu kılavuzu ilerde gerekebilecegi için saklayiniz.

TR UYARI

Mobilyanin devrilmesi sonucu ölümcül veya ciddi yaralanmalar meydana gelebilir. Devrilme riskini önlemek için mobilyanin duvara sabitlenmesi gerekmektedir.

Duvar yapi malzemeleri farklilik gösterebileceginden ,mobilyanin duvara sabitlenmesi için gereken baglanti parçalari ürüne dahil degildir. Evinizin duvar yapi malzemesine uygun baglanti parçalari seçiniz. Duvar yapi malzemenize uygun baglanti parçalari satin almak için en yakin yapi market ya da bir nalbur dükkanindan bilgi alabilirsiniz.